



2015 ANNUAL REPORT

For the year ending December 31, 2015



Mackenzie County



Mackenzie County

Fort Vermilion Office
4511– 46 Avenue
Box 640
Fort Vermilion, AB T0H 1N0
Phone: (780) 927-3718
Fax: (780) 927-4266
office@mackenziecounty.com

La Crete Office
9205 - 100 Street
La Crete, AB T0H 2H0
Phone: (780) 928-3983

High Level Office
10709-93 Street
High Level, AB T0H 1Z0
Phone: (780) 926-5600

Zama Office
1025 Aspen Drive
Zama, AB T0H 4E0
Phone: (780) 683-2378

TABLE OF CONTENTS

CORPORATE

- 3 Message from the Reeve
- 4 Mackenzie County ...The Organization

AUDITED FINANCIAL STATEMENTS

- 6 Auditor's Report
- 7 2015 Financial Statements
 - 7 Statement of Financial Position
 - 8 Statement of Operations
 - 9 Statement of Change in Net Financial Assets
 - 10 Statement of Cash Flows
 - 11 Schedule of Changes in Accumulated Surplus
 - 12 Schedule of Tangible Capital Assets
 - 13 Schedule of Property and Other Taxes
 - 14 Schedule of Government Transfers
 - 14 Schedule of Consolidated Expenses by Object
 - 15 Statement of Segmented Disclosure
 - 16 Notes to Financial Statements

2016 BUDGET HIGHLIGHTS

- 29 2016 Budget Highlights
 - 31 2016 Projects
 - 32 Long-Term Debt / Reserves
 - 33 Regional Collaboration
 - 34 Grants to Other Organizations

2015 ACTIVITY HIGHLIGHTS

- 35 2015 Activity Highlights

Vision Mission & Values

Our Vision is...

An enhanced quality of life, choices in community opportunities and healthy economic climate.


Our Mission is...

Through the effective use of resources, provide a reasonable and equitable level of service and endeavor to create a sustainable economic climate.

Our Organizational Values are...

Efficient, fiscally responsible organization that is sincere and approachable, treats people with respect and maintains a high degree of integrity.

MESSAGE FROM THE REEVE



On behalf of Mackenzie County Council, I am pleased to present you the 2015 Annual Report.

The Report contains the 2015 Audited Financial Statements, 2016 budget highlights, and statistics on various activities. The 2015 financial statements are a “snap shot” of the County’s financial position as of December 31, 2015. Despite some challenges associated with declining municipal tax revenue from the oil and gas industry, the County’s financial position remains strong. Mackenzie County Council and our dedicated staff continue to innovate to make sure that best practices are followed for best results, and for the efficient and effective operations.

Mackenzie County’s focus has been shifting towards more active engagement with our citizens. This is evident through the citizen engagement in the Streetscape and Economic Action Plan development. In 2015, Council evaluated its approach for engaging citizens as we seek the best solutions and approaches to challenges. As a result, a new Citizen Engagement policy was developed and approved. While it may appear as we are slow to progress in this area, it is a new learning process for all: councillors, staff and citizens. Nevertheless, this Council’s priority is to seek your input and engage whenever possible, and to ensure that your collective desires are addressed, and that we are doing the right things.

The year of 2015 has been a year of many achievements. A few roads in the Hamlets of Fort Vermilion and La Crete were upgraded; a few miles of rural roads throughout the County were rebuilt; our campgrounds received some notable improvements.

The County completed a Comprehensive Water Study. The Study focused on the provision of potable water to the areas south and east of High Level rural. As a result, Council made a decision to maintain two water treatment plant systems (La Crete and Fort Vermilion), and transition the La Crete raw water intake from the Peace River instead of using wells. This will take a few years, however we have a plan and are moving forward. I am also pleased to report that the County is one of the recipients of funds from the Build Canada Fund program, through a competitive process. As a result, we are proceeding with a water line extension from La Crete to Buffalo Head and will be installing two new rural potable water stations – in the Buffalo Head and Fort Vermilion rural areas. The project cost is estimated at \$5.3M with two-thirds of the funding coming from provincial

and federal sources.

The summer of 2015 was the driest year in recent history for the Mackenzie Region. The 2015 drought had a significant impact on our farming community. The County worked hard with all stakeholders to assist where possible. The County assisted in opening access to crown lands for grazing cattle, and participated in the provincial Drought and Excessive Moisture Advisory Group. The County provided many resources to our farmers as we liaised with provincial and federal agencies.

I encourage everyone to visit the County’s website as it contains a lot of information about what we do: council meeting agenda packages; approved Council meeting minutes, council meeting dates (Note: all County council meetings are open to the public); our Business Plan; financial documents, just to name a few. Our council and staff have an open door policy, so your comments, suggestions and participation are welcome.

The County’s 2016 budget is balanced and reflects the decline in municipal tax revenue due to loss in assessments in our oil & gas industry. The County’s 2016 capital budget program is fairly small comparative to prior years. Council decided to proceed with the projects where provincial or federal grants can be utilized. Since we are facing an unpredictable economic climate, we are proceeding with caution, while maintaining the municipal services at the current levels as efficiently as possible. The 2016 residential tax rate was reduced by 3% to support our citizens in these tough economic times.

I would like to take this opportunity to thank our volunteers from various non-profit groups across the region and our volunteer fire fighters for your dedication to your communities. You make our region a better place to live and many things possible.

Thank you, our citizens, for your individual and collective contributions to keep our region a place where people want to live, work, pray, play, prosper, and enjoy a great quality of life.

Thank you.

Respectfully yours—Reeve Bill Neufeld



MACKENZIE COUNTY...THE ORGANIZATION

Establishment History

Mackenzie County became an incorporated municipality on January 1, 1995 when it was formed as a Municipal District from being an Improvement District.

The County received specialized municipality status on June 23, 1999 to address concerns about municipal government and management in a municipality that serves a number of unique communities within a very large territory. Therefore, provisions of the MGA and other enactments are modified.

Under the Specialized Municipality status the following matters are not valid unless passed at a council meeting to which 2/3 of the Councillors present at the meeting vote in favour of the bylaw or resolution:

- a) Procedures of the Council of the municipality;
- b) Remuneration of Councillors;
- c) Property tax;
- d) Changing the number of Councillors, the boundaries of wards or the methods of selecting a chief elected official;
- e) Appointing and terminating the chief administrative officer;
- f) Adopting a budget;
- g) Any other matter designated by the Council pursuant to the procedure as established under clause (a).

Then on March 8, 2007 the municipality's name was changed from Municipal District of Mackenzie No. 23 to Mackenzie County.

Demographics

Population	11,750 (urban 4,179, rural 7,571)
Total Area of Municipality	7,761,580 hectares
Total Area of Farmland	790,000 acres
Number of Hamlets	3 (La Crete, Fort Vermilion, Zama)
Number of Dwelling Units	3,284
Total Full-Time Positions	79 (plus 20 seasonal)
Length of Roads	1997 km (includes 104 km of paved roads & streets)
Length of Water Mains	153.97 km
Length of Wastewater Mains	68.05 km
Length of Storm Water Drains	10.35 km
Vehicle Fleet (incl. fire equip)	74 (cost ≥ \$5,000/unit)
Equipment (incl. graders)	212 (cost ≥ \$5,000/unit)
Building Structures	87 (cost ≥ \$5,000/unit)
Bridges (incl. culverts over 5' in diameter)	74 (cost ≥ \$5,000/unit)

Governance

Mackenzie County is divided into ten electoral areas called wards. Each ward has a Councillor that has been elected by citizens within his/her ward boundaries. Each Council member serves a four-year term. The elected Council then elects a Reeve and Deputy Reeve from within, on an annual basis at their Organizational Meeting.

In addition to attending Regular Council Meetings (2 per month during regular business hours), Council Members also attend community functions and serve on a variety of internal and external committees. The Reeve is ex-officio for all Council committees and boards, while Councillors select representatives for these committees during their annual Organizational Meeting.

Council provides direction, makes strategic policy decisions, represents the public's interests, and performs the duties of Councillors as per the Municipal Government Act.



Council's effectiveness depends on Councillors providing input on their areas while thinking and voting for the whole municipality.

MACKENZIE COUNTY...THE ORGANIZATION

Council 2013—2017 Term

Reeve Bill Neufeld, Ward 2 (La Crete Rural)
Deputy Reeve Walter Sarapuk, Ward 8 (Rocky Lane)
Councillor Josh Knelsen, Ward 1 (Blue Hills/Buffalo Head)
Councillor Peter F. Braun, Ward 3 (La Crete)
Councillor John W. Driedger, Ward 4 (La Crete Rural)
Councillor Elmer Derksen, Ward 5 (Blumenort)

Councillor Eric Jorgensen, Ward 6 (Fort Vermilion Rural)
Councillor Ricky Paul, Ward 7 (Fort Vermilion) (*Councillor Ray Toews was elected into this position in a by-election held May 4, 2016*)
Councillor Jacquie Bateman, Ward 9 (High Level Rural)
Councillor Lisa Wardley, Ward 10 (Zama)



2015 Boards & Committees

Internal Boards/Committees

Aboriginal Consultation Committee | Agricultural Appeal Board
Agricultural Land Use Planning | Agriculture Service Board
Amalgamation of Housing Boards Implementation Comm.
Assessment Review Board
Buffalo Head Drainage Ad Hoc Committee
Community Services Committee
Community Sustainability Committee
Emergency Response Committee | Finance Committee
Inter-Municipal Planning Commission
Inter-Municipal Subdivision & Development Appeal Board
Land Use Framework Ad Hoc Joint Committee
Mackenzie Library Board
Municipal Planning Commission
Public Works Committee
Regional Sustainability Study Committee
Subdivision & Development Appeal Board
Tompkins Crossing Committee

External Boards/Committees

Caribou Mountains Wildland Advisory Committee
Community Futures Northwest | Deh Cho Travel Connection
Hay Zama Committee, Bison Advisory & Tourism
High Level Forests Public Advisory Committee
High Level Recreation Facility Task Force
La Crete Community Adult Learning Council
Mackenzie Applied Research Association
Mackenzie Frontier Tourist Association
Mackenzie Housing Management Board
Mackenzie Regional Community Policing Society
Mackenzie Regional Waste Management
Mighty Peace Watershed Alliance
Northeast Community Adult Learning Council
Northern Lights Forest Education Society
Northern Transportation Advisory Council
Partners in Prevention Committee
Regional Economic Development Initiative
Veterinary Services Inc.
Water North Coalition
Recreation Boards | Family & Community Support Services

2015 AUDITED FINANCIAL STATEMENT



Wilde and Company
Chartered Accountants

P.O. BOX 70
4902 – 50 STREET
VEGREVILLE, AB T9C 1R1

TELEPHONE (780) 632-3673
TOLL FREE 1-800-808-0998
FAX (780) 632-6133
E-MAIL office@wildeandco.com

INDEPENDENT AUDITOR'S REPORT

To the Reeve and Council of Mackenzie County

We have audited the accompanying financial statements of Mackenzie County, which comprise the statement of financial position as at December 31, 2015, and the statements of operations, change in net financial assets and cash flows for the year then ended, and a summary of significant accounting policies and other explanatory information.

Management's Responsibility for the Financial Statements

Management is responsible for the preparation and fair presentation of these financial statements in accordance with Canadian public sector accounting standards, and for such internal control as management determines is necessary to enable the preparation of financial statements that are free from material misstatement, whether due to fraud or error.

Auditor's Responsibility

Our responsibility is to express an opinion on these financial statements based on our audit. We conducted our audit in accordance with Canadian generally accepted auditing standards. Those standards require that we comply with ethical requirements and plan and perform the audit to obtain reasonable assurance about whether the financial statements are free from material misstatement.

An audit involves performing procedures to obtain audit evidence about the amounts and disclosures in the financial statements. The procedures selected depend on the auditor's judgment, including the assessment of the risks of material misstatement of the financial statements, whether due to fraud or error. In making those risk assessments, the auditor considers internal control relevant to the entity's preparation and fair presentation of the financial statements in order to design audit procedures that are appropriate in the circumstances, but not for the purpose of expressing an opinion on the effectiveness of the entity's internal control. An audit also includes evaluating the appropriateness of accounting policies used and the reasonableness of accounting estimates made by management, as well as evaluating the overall presentation of the financial statements.

We believe that the audit evidence we have obtained is sufficient and appropriate to provide a basis for our audit opinion.

Opinion

In our opinion, the financial statements present fairly, in all material respects, the financial position of Mackenzie County as at December 31, 2015 and the results of its operations and its cash flows for the year then ended in accordance with Canadian public sector accounting standards.

Vegreville, AB
April 27, 2016

Wilde and Company
Chartered Accountants

2015 AUDITED FINANCIAL STATEMENT

MACKENZIE COUNTY
Consolidated Statement of Financial Position
As at December 31, 2015

	2015	2014
	\$	\$
ASSETS		
Financial Assets		
Cash and temporary investments (Note 4)	18,470,139	9,124,124
Receivables		
Taxes receivable (Note 5)	811,537	480,919
Due from governments	2,906,657	3,448,833
Trade and other receivables (Note 6)	1,115,790	1,048,261
Land held for resale	8,705	3,445
Investments (Note 7)	11,513,070	16,923,478
	34,825,898	31,029,060
LIABILITIES		
Accounts payable and accrued liabilities (Note 8)	5,505,820	6,575,233
Deposit liabilities	514,961	498,764
Deferred revenue (Note 9)	793,457	1,148,657
Long term debt (Note 10)	16,235,802	17,905,171
	23,050,040	26,127,825
NET FINANCIAL ASSETS	11,775,858	4,901,235
NON-FINANCIAL ASSETS		
Tangible capital assets (Schedule 2)	186,458,708	186,226,079
Inventory for consumption (Note 12)	2,619,015	2,427,612
Prepaid expenses	359,705	295,815
	189,437,428	188,949,506
ACCUMULATED SURPLUS (Note 15)	201,213,286	193,850,741
Contingent liability (Note 18)		

2015 AUDITED FINANCIAL STATEMENT

MACKENZIE COUNTY
Consolidated Statement of Operations
As at December 31, 2015

	Budget \$ (Unaudited)	2015 \$	2014 \$
Revenues			
Net municipal taxes (Schedule 3)	28,105,200	27,885,203	27,163,414
User fees and sales of goods	4,558,590	4,619,126	4,317,992
Government transfers for operating (Schedule 4)	1,336,002	1,501,319	1,867,856
Investment income	350,000	500,870	422,686
Penalties and costs on taxes	250,000	1,057,962	444,838
Licenses, permits and fines	383,800	539,489	527,160
Rentals	77,831	140,117	124,928
Other	397,425	979,452	757,181
Total revenue	35,458,848	37,223,538	35,626,055
Expenses			
Legislative	781,734	543,500	616,187
Administration (Note 5)	6,566,510	7,036,030	6,368,493
Protective services	2,220,539	1,605,857	1,659,804
Transportation	18,794,685	15,352,206	15,381,422
Environmental use and protection	5,369,066	5,185,155	4,864,383
Family and community support	699,841	639,256	693,797
Planning, development and agriculture	3,517,391	2,752,139	2,454,154
Recreation and culture	2,230,592	2,276,295	2,011,984
Loss (gain) on disposal of capital assets	(209,410)	306,170	218,676
Total expenses	39,970,948	35,696,608	34,268,900
Excess of revenue over expenses - before other	(4,512,100)	1,526,930	1,357,155
Other			
Government transfers for capital (Schedule 4)	14,231,923	5,102,465	8,481,362
Contributed assets	628,800	718,363	1,401,132
Other capital contributions	-	14,787	-
Excess of revenues over expenses	10,348,623	7,362,545	11,239,649
Accumulated surplus - beginning of the year	193,850,741	193,850,741	182,611,092
Accumulated surplus - end of the year (Schedule 1)	204,199,364	201,213,286	193,850,741

2015 AUDITED FINANCIAL STATEMENT

MACKENZIE COUNTY

Consolidated Statement of Change in Net Financial Assets

As at December 31, 2015

	Budget \$ (Unaudited)	2015 \$	2014 \$
Excess of revenue over expenses	10,348,623	7,362,545	11,239,649
Acquisition of tangible capital assets	(29,765,472)	(9,272,010)	(13,757,970)
Contributed tangible capital assets	(298,800)	(718,363)	(1,401,132)
Proceeds on disposal of tangible capital assets	525,403	528,614	553,000
Amortization of tangible capital assets	8,938,929	8,922,961	8,252,151
Loss (gain) on sale of tangible capital assets	(209,410)	306,170	218,676
	(20,809,350)	(232,628)	(6,135,275)
Acquisition of prepaid assets	-	(63,890)	(5,994)
Use (acquisition) of supplies inventories	1,197,655	(191,404)	(779,765)
	1,197,655	(255,294)	(785,759)
Increase (decrease) in net assets	(9,263,072)	6,874,623	4,318,615
Net financial assets, beginning of year	4,901,235	4,901,235	582,620
Net financial assets (liabilities), end of year	(4,361,837)	11,775,858	4,901,235

2015 AUDITED FINANCIAL STATEMENT

MACKENZIE COUNTY
Consolidated Statement of Cash Flows
As at December 31, 2015

	2015	2014
	\$	\$
Operating		
Excess of revenue over expenses	7,362,545	11,239,649
Net changes in non-cash items included in excess of revenues over expenses		
Amortization of tangible capital assets	8,922,961	8,252,151
Loss on disposal of tangible capital assets	306,170	218,676
Tangible capital assets received as contributions	(718,363)	(1,401,132)
Net changes in non-cash charges to operation		
Decrease (increase) in taxes and grants in lieu receivable	(330,618)	822,109
Decrease (increase) in government receivables	542,176	(918,535)
Increase in trade and other receivables	(67,529)	(731,098)
Increase in inventory for consumption	(191,404)	(779,764)
Decrease (increase) in land held for resale	(5,260)	19,556
Increase in prepaid expenses	(63,890)	(5,994)
Decrease in accounts payable and accrued liabilities	(1,069,413)	(144,486)
Increase in deposit liabilities	16,197	371,136
Decrease in deferred revenue	(355,200)	(2,303,951)
<i>Net cash provided by operating transactions</i>	14,348,372	14,638,317
Capital		
Acquisition of tangible capital assets	(9,272,010)	(13,757,970)
Proceeds on sale of tangible capital assets	528,614	553,000
<i>Net cash applied to capital transactions</i>	(8,743,396)	(13,204,970)
Investing		
Decrease in restricted cash or cash equivalents	355,200	2,303,951
Decrease (increase) in investments	5,410,408	(12,294,336)
<i>Net cash provided by investing transactions</i>	5,765,608	(9,990,385)
Financing		
Long term debt repaid	(1,669,369)	(2,090,929)
<i>Net cash provided by investing transactions</i>	(1,669,369)	(2,090,929)
Change in cash and cash equivalents during the year	9,701,215	(10,647,967)
Cash and cash equivalents, beginning of year	7,975,467	18,623,434
Cash and cash equivalents, end of year	17,676,682	7,975,467
Cash and cash equivalents is made up of:		
Cash and temporary investments (Note 4)	18,470,139	9,124,124
Less: restricted portion of cash and temporary investments (Note 4)	(793,457)	(1,148,657)
	17,676,682	7,975,467
Cash flows supplementary information		
Interest received	500,870	422,686
Interest paid	614,288	687,928

See accompanying notes

2015 AUDITED FINANCIAL STATEMENT

MACKENZIE COUNTY

(Schedule 1)

Schedule of Changes in Accumulated Surplus

As at December 31, 2015

	Unrestricted Surplus	Restricted Operating	Restricted Capital	Equity in Capital Assets	2015 \$	2014 \$
Balance, beginning of year	3,462,923	6,207,252	15,859,658	168,320,908	193,850,741	182,611,092
Excess of revenues over expenses	7,362,545	-	-	-	7,362,545	11,239,649
Unrestricted funds designated for future use	(6,245,863)	2,292,450	3,953,413	-	-	-
Restricted funds used for operations	885,514	(370,205)	(515,309)	-	-	-
Restricted funds used for TCA	-	(8,500)	(157,705)	166,205	-	-
Current year funds used for TCA	(9,105,805)	-	-	9,105,805	-	-
Contributed TCA	(718,363)	-	-	718,363	-	-
NBV of TCA disposed of	834,783	-	-	(834,783)	-	-
Annual amortization expense	8,922,961	-	-	(8,922,961)	-	-
TCA long term debt repaid	(1,669,369)	-	-	1,669,369	-	-
Balance, end of year	3,729,326	8,120,997	19,140,057	170,222,906	201,213,286	193,850,741

2015 AUDITED FINANCIAL STATEMENT

MACKENZIE COUNTY

(Schedule 2)

Schedule of Tangible Capital Assets

As at December 31, 2015

	Land and Improvements	Buildings	Engineered Structures	Machinery and Equipment	Vehicles	2015 \$	2014 \$
Cost							
Balance, beginning of year	10,192,479	18,404,208	331,602,801	11,300,179	4,128,921	375,628,588	361,488,406
Acquisition of tangible capital assets	174,971	622,277	3,461,781	3,061,489	426,618	7,747,136	9,206,556
Construction in progress	34,196	-	2,209,041	-	-	2,243,237	5,952,546
Disposal of tangible capital assets	-	-	-	(1,076,191)	(282,548)	(1,358,739)	(1,018,920)
Balance, end of year	10,401,646	19,026,485	337,273,623	13,285,477	4,272,991	384,260,222	375,628,588
Accumulated amortization							
Balance, beginning of year	938,894	3,602,824	179,854,654	3,142,574	1,863,563	189,402,509	181,397,602
Annual amortization	286,460	423,647	7,049,510	946,353	216,991	8,922,961	8,252,151
Accumulated amortization on disposals	-	-	-	(286,617)	(237,339)	(523,956)	(247,244)
Balance, end of year	1,225,354	4,026,471	186,904,164	3,802,310	1,843,215	197,801,514	189,402,509
Net book value of tangible capital assets							
	9,176,292	15,000,014	150,369,459	9,483,167	2,429,776	186,458,708	186,226,079
2014 Net book value of tangible capital assets	9,253,585	14,801,384	151,748,147	8,157,605	2,265,358		186,226,079

2015 AUDITED FINANCIAL STATEMENT

MACKENZIE COUNTY
Schedule of Property and Other Taxes
As at December 31, 2015

(Schedule 3)

	Budget \$ (Unaudited)	2015 \$	2014 \$
Taxation			
Real property taxes	16,760,182	16,705,629	15,124,893
Linear property	18,361,691	18,301,926	18,384,128
Government grants in place of property taxes	104,633	104,292	96,224
Special assessments and local improvement taxes	197,889	197,245	354,999
	35,424,395	35,309,092	33,960,244
Requisitions			
Alberta School Foundation Fund	6,535,310	6,635,781	6,306,111
Mackenzie Housing Management Board:			
Operating	377,212	378,108	85,719
Capital	406,673	410,000	405,000
	7,319,195	7,423,889	6,796,830
Net Municipal Taxes	28,105,200	27,885,203	27,163,414

2015 AUDITED FINANCIAL STATEMENT

MACKENZIE COUNTY *(Schedule 4)*
Schedule of Government Transfers
As at December 31, 2015

	Budget \$ (Unaudited)	2015 \$	2014 \$
Transfers for Operating			
Provincial Government	1,336,002	1,501,319	1,867,856
	1,336,002	1,501,319	1,867,856
Transfers for Capital			
Provincial Government	14,231,923	5,102,465	8,481,362
	14,231,923	5,102,465	8,481,362
Total Government Transfers	15,567,925	6,603,784	10,349,218

Page 9

Wilde & Company
Chartered Accountants

MACKENZIE COUNTY *(Schedule 5)*
Schedule of Consolidated Expenses by Object
As at December 31, 2015

	Budget \$ (Unaudited)	2015 \$	2014 \$
Consolidated Expenses by Object			
Salaries, wages and benefits	8,784,562	8,210,041	7,605,577
Contracted and general services	8,627,958	6,871,689	6,556,867
Materials, goods, supplies and utilities	8,938,802	5,549,188	5,751,203
Transfers to other governments (Note 14)	2,287,400	1,927,281	1,711,647
Transfers to local boards and agencies	1,891,012	2,068,118	2,020,466
Bank charges and short term interest	36,000	29,536	39,831
Interest on long term debt	621,195	614,288	687,928
Amortization of tangible capital assets	8,938,929	8,922,961	8,252,151
Loss (gain) on disposal of tangible capital assets	(209,410)	306,170	218,676
Property tax bad debt expense (Note 5)	-	1,187,068	1,371,518
Other operating expenditures	54,500	10,268	53,036
	39,970,948	35,696,608	34,268,900

Page 10

Wilde & Company
Chartered Accountants

2015 AUDITED FINANCIAL STATEMENT

MACKENZIE COUNTY
Schedule of Segmented Disclosure
As at December 31, 2015

(Schedule 6)

	General Government	Protective Services	Transportation Services	Environmental Services	Planning & Development	Recreation & Culture	Other	Total \$
Revenue								
Net municipal taxes	27,687,958	-	122,495	74,750	-	-	-	27,885,203
Government transfers for operations	161,968	3,000	900,718	-	183,359	-	252,274	1,501,319
User fees and sales of goods	29,585	244,311	171,635	4,091,323	10,587	71,685	-	4,619,126
Investment income	500,870	-	-	-	-	-	-	500,870
Other revenues	1,382,895	111,402	263,120	327,006	632,597	-	-	2,717,020
	29,763,276	358,713	1,457,968	4,493,079	826,543	71,685	252,274	37,223,538
Expenses								
Salaries, wages and benefits	2,462,328	389,642	3,132,874	956,075	912,535	355,551	1,036	8,210,041
Contracted and general services	1,232,524	654,252	2,151,321	1,369,426	1,240,841	222,210	1,115	6,871,689
Materials, goods, supplies and utilities	366,480	404,133	3,524,660	953,636	251,799	48,480	-	5,549,188
Transfers to local boards and agencies	1,927,281	-	-	-	187,000	1,244,012	637,106	3,995,399
Interest on long term debt	60,064	-	414,892	139,332	-	-	-	614,288
Property tax bad debt expense (Note 5)	1,187,068	-	-	-	-	-	-	1,187,068
Other expenses	35,424	1,613	286,773	5,095	4,979	12,090	-	345,974
	7,271,169	1,449,640	9,510,520	3,423,564	2,597,154	1,882,343	639,257	26,773,647
Net revenue (expenditure) before amortization	22,492,107	(1,090,927)	(8,052,552)	1,069,515	(1,770,611)	(1,810,658)	(386,983)	10,449,891
Amortization of tangible capital assets	308,360	158,151	6,122,733	1,767,235	160,440	406,042	-	8,922,961
Net revenue (expenditure) before other	22,183,747	(1,249,078)	(14,175,285)	(697,720)	(1,931,051)	(2,216,700)	(386,983)	1,526,930
Government transfers for capital	-	-	4,328,500	635,200	138,765	-	-	5,102,465
Contributed assets	-	-	-	-	-	718,363	-	718,363
Other capital contributions	-	-	-	14,787	-	-	-	14,787
2015 Net revenue (expenditure)	22,183,747	(1,249,078)	(9,846,785)	(47,733)	(1,792,286)	(1,498,337)	(386,983)	7,362,545
2014 Net revenue (expenditure)	21,134,604	(1,307,848)	(10,164,535)	4,975,557	(1,439,808)	(1,499,197)	(459,124)	11,239,649

2015 AUDITED FINANCIAL STATEMENT

MACKENZIE COUNTY
Notes to Financial Statements
Year Ended December 31, 2015

1. Summary of significant accounting policies

The consolidated financial statements of the municipality are the representations of management prepared in accordance with generally accepted accounting principles for local governments established by the Public Sector Accounting Board of the Chartered Professional Accountants of Canada. Significant aspects of the accounting policies adopted by the municipality are as follows:

Reporting entity

The financial statements reflect the assets, liabilities, revenues and expenditures, changes in fund balances and change in financial position of the reporting entity. This entity is comprised of the municipal operations plus all of the organizations that are owned or controlled by the corporation and are, therefore, accountable to Council for the administration of their financial affairs and resources.

The schedule of taxes levied also includes requisitions for education, health, social and other external organizations that are not part of the municipal reporting entity.

The statements exclude trust assets that are administered for the benefit of external parties. Interdepartmental and organizational transactions and balances are eliminated.

Basis of accounting

The financial statements are prepared using the accrual basis of accounting. The accrual basis of accounting records revenue as it is earned and measurable. Expenses are recognized as they are incurred and measurable based upon receipt of goods or services and/or the legal obligation to pay.

Funds from external parties and earnings thereon restricted by agreement or legislation are accounted for as deferred revenue until used for the purpose specified.

Government transfers, contributions and other amounts are received from third parties pursuant to legislation, regulation or agreement and may only be used for certain programs, in the completion of specific work, or for the purchase of tangible capital assets. In addition, certain user charges and fees are collected for which the related services have yet to be performed. Revenue is recognized in the period when the related expenses are incurred, services performed or the tangible capital assets are acquired.

(continues)

2015 AUDITED FINANCIAL STATEMENT

MACKENZIE COUNTY
Notes to Financial Statements
Year Ended December 31, 2015

1. Summary of significant accounting policies (*continued*)

Use of estimates

The preparation of financial statements in conformity with Canadian generally accepted accounting principles requires management to make estimates and assumptions that affect the reported amount of assets and liabilities and disclosure of contingent assets and liabilities at the date of the financial statements, and the reported amounts of revenue and expenditure during the period. Where measurement uncertainty exists, the financial statements have been prepared within reasonable limits of materiality. Actual results could differ from those estimates.

Significant estimates include:

- Amortization
- Estimated used life of tangible capital assets
- Allowance for doubtful accounts

Cash and cash equivalents

Cash includes cash and cash equivalents. Cash equivalents are investments in treasury bills and are valued at cost plus accrued interest. The carrying amounts approximate fair value because they have maturities at the date of purchase of less than ninety days.

Tax revenue

Tax revenues are recognized when the tax has been authorized by bylaw and the taxable event has occurred.

Requisitions operate as a flow through and are excluded from municipal revenue.

Investments

Investments are recorded at amortized cost. Investment premiums and discounts are amortized on the net present value basis over the term of the respective investments. When there has been a loss in value that is other than a temporary decline, the respective investment is written down to recognize the loss.

Requisition over-levy and under-levy

Over-levies and under-levies arise from the difference between the actual property tax levy made to cover each requisition and the actual amount requisitioned.

If the actual levy exceeds the requisition, the over-levy is accrued as a liability and property tax revenue is reduced. Where the actual levy is less than the requisition amount, the under-levy is accrued as a receivable and as property tax revenue.

Requisition tax rates in the subsequent year are adjusted for any over-levies or under-levies of the prior year.

(*continues*)

2015 AUDITED FINANCIAL STATEMENT

MACKENZIE COUNTY
Notes to Financial Statements
Year Ended December 31, 2015

1. Summary of significant accounting policies *(continued)*

Inventories for resale

Land held for resale is recorded at the lower of cost or net realizable value. Cost includes costs for land acquisition and improvements required to prepare the land for servicing such as clearing, stripping and leveling charges. Related development costs incurred to provide infrastructure such as water and wastewater services, roads, sidewalks and street lighting are recorded as physical assets under the respective function.

Gravel pit reclamation

Estimated environmental provisions, comprising pollution control, rehabilitation and pit closure, are based on the County's environmental policy taking into account current technological, environmental and regulatory requirements. The provision for rehabilitation is recognized as and when the environmental liability arises. To the extent that the obligations relate to the construction of an asset, they are capitalized as part of the cost of those assets. The effect of subsequent changes to assumptions in estimating an obligation for which the provision was recognized as part of the cost of the asset is adjusted against the asset. Any subsequent changes to an obligation which did not relate to the initial construction of a related asset are charged to the income statement.

Government transfers

Government transfers are the transfer of assets from senior levels of government that are not the result of an exchange transaction, are not expected to be repaid in the future, or the result of a direct financial return.

Government transfers are recognized in the financial statements as revenue in the period in which events giving rise to the transfer occur, providing the transfers are authorized, any eligibility criteria have been met, and reasonable estimates of the amounts can be determined.

(continues)

2015 AUDITED FINANCIAL STATEMENT

MACKENZIE COUNTY
Notes to Financial Statements
Year Ended December 31, 2015

1. Summary of significant accounting policies (*continued*)

Non-financial assets

Non-financial assets are not available to discharge existing liabilities and are held for use in the provision of services. They have useful lives extending beyond the current year and are not intended for sale in the normal course of operations. The change in non-financial assets during the year, together with the excess of revenues over expenses, provides the consolidated Change in Net Financial Assets for the year.

a) Tangible capital assets

Tangible capital assets are recorded at cost which includes all amounts that are directly attributable to acquisition, construction, development or betterment of the asset. The cost, less residual value, of the tangible capital assets is amortized on a straight-line basis over the estimated useful life as follows:

	YEARS
Land improvements	15-45
Buildings	25-50
Engineered structures	
Water system	45-75
Wastewater system	45-75
Other engineered structures	10-50
Machinery and equipment	5-15
Vehicles	10-25

Annual amortization is not charged in the year of acquisition or the year of disposal. Assets under construction are not amortized until the asset is available for productive use.

b) Contributions of tangible capital assets

Tangible capital assets received as contributions are recorded at fair value at the date of receipt and also are recorded as revenue.

c) Leases

Leases are classified as capital or operating leases. Leases which transfer substantially all of the benefits and risks incidental to ownership of property are accounted for as capital leases. All other leases are accounted for as operating leases and the related lease payments are charged to expenses as incurred.

d) Inventories

Inventories consist of parts and supplies held for consumption, and gravel. Inventories of parts and supplies are carried at the lower of cost and replacement cost, with cost determined by the average cost method. Gravel pit reserves are recorded at cost and allocated to gravel supplies on a unit of production basis.

2015 AUDITED FINANCIAL STATEMENT

MACKENZIE COUNTY
Notes to Financial Statements
Year Ended December 31, 2015

2. Adoption of recent accounting pronouncements

The following accounting standard has been issued by the Chartered Professional Accountants of Canada (CPAC). This section is effective for fiscal periods beginning on or after April 1, 2014 and has been applied retrospectively.

Section PS 3260 – Liability for Contaminated Sites

This new section establishes standards on how to account for and report a liability associated with the remediation of contaminated sites of governments and those organizations applying the CPAC Public Sector Accounting Handbook.

2015 AUDITED FINANCIAL STATEMENT

MACKENZIE COUNTY

Notes to Financial Statements

Year Ended December 31, 2015

3. Recent accounting pronouncements published but not yet adopted

The following accounting standards have been issued by the Chartered Professional Accountants of Canada (CPAC) but are not yet effective. The municipality is currently evaluating the effect of adopting these standards on their financial statements.

Section PS 3450 - Financial Instruments

The new Section establishes standards for recognizing and measuring financial assets, financial liabilities and non-financial derivatives. In conjunction with this new Section, Section PS1201, Section PS 2601 and Section 3041 have been amended as a consequence of the introduction of new financial instruments standards. These amendments were required to present the associated gains and losses with financial instruments recognized under the new Section. The new Section and the related amendments are effective for fiscal periods beginning on or after April 1, 2019.

Section PS 3210 - Assets

This new Section provides guidance for applying the definition of assets set out in Financial Statement Concepts, Section PS 1000, and establishes general disclosure standards for assets. This Section applies to fiscal years beginning on or after April 1, 2017. Earlier adoption is permitted.

Section PS 3320 - Contingent Assets

This new Section defines and establishes disclosure standards on contingent assets. This Section applies to fiscal years beginning on or after April 1, 2017. Earlier adoption is permitted.

Section PS 3380 - Contractual Rights

This new Section defines and establishes disclosure standards on contractual rights. This Section applies to fiscal years beginning on or after April 1, 2017. Earlier adoption is permitted.

Section PS 3430 - Restructuring Transactions

This new Section defines a restructuring transaction and establishes standards for recognizing and measuring assets and liabilities transferred in a restructuring transaction. This Section applies to restructuring transactions occurring in fiscal years beginning on or after April 1, 2018. Earlier adoption is permitted.

Section PS 2200 - Related Party Disclosures

This new Section defines a related party and establishes disclosures required for related party transactions. This Section applies to fiscal years beginning on or after April 1, 2017. Earlier adoption is permitted.

Section PS 3420 - Inter-entity Transactions

This new Section establishes standards on how to account for and report transactions between public sector entities that comprise a government's reporting entity from both a provider and recipient perspective. This Section applies to fiscal years beginning on or after April 1, 2017. Earlier adoption is permitted.

2015 AUDITED FINANCIAL STATEMENT

MACKENZIE COUNTY
Notes to Financial Statements
Year Ended December 31, 2015

4. Cash and temporary investments

	2015	2014
Cash	\$ 2,654,866	\$ 2,486,194
Temporary investments	15,815,273	6,637,930
	\$ 18,470,139	\$ 9,124,124

Temporary investments are short term deposits with original maturities of three months or less.

Council has designated funds of \$793,457 (2014 - \$1,148,657) included in the above amounts for capital projects.

5. Taxes receivable

	2015	2014
Taxes receivable - current	\$ 1,878,026	\$ 1,067,287
Taxes receivable - arrears	1,624,898	917,952
	3,502,924	1,985,239
Less: allowance for doubtful accounts	(2,691,387)	(1,504,320)
	\$ 811,537	\$ 480,919

Allowance for doubtful accounts is determined by management through identification of specific accounts.

Property tax bad debt expense is included in the administration expense category on the consolidated statement of operations. In 2015, this amount is \$1,187,068 (2014 - \$1,371,518).

6. Trade and other receivables

Included in the due from governments receivable is a receivable of \$707,494 from the Disaster Recovery Program for the 2013 Overland flood and an Alberta Municipal Water/Wastewater Partnership grant of \$1,801,582. With the recent changes in government, a measurement uncertainty exists as the municipality was approved under a previous government and is still waiting on funds to be disbursed.

2015 AUDITED FINANCIAL STATEMENT

MACKENZIE COUNTY
Notes to Financial Statements
Year Ended December 31, 2015

7. Investments

	2015		2014	
	Cost	Market value	Cost	Market value
Short term notes and deposits	\$ 9,407,080	\$ 9,526,460	\$ 15,019,739	\$ 15,047,088
Government and government guaranteed bonds	2,105,990	2,150,420	1,903,739	1,921,717
	\$ 11,513,070	\$ 11,676,880	\$ 16,923,478	\$ 16,968,805

Short term notes and deposits have effective interest rates of 2.105% to 4.30% with maturity dates between September 2016 and June 2025. Government and government guaranteed bonds have effective interest rates of 2.45% to 4.30% with maturity dates between March 2017 and September 2025.

8. Accounts payables and accrued liabilities

	2015	2014
Government payroll remittance payable	\$ 76,116	\$ 72,900
Trade payables and accruals	2,984,340	3,261,721
Holdback payables	133,760	1,024,496
Gravel pit reclamation liability	1,714,387	1,684,596
Employee payable (wages and accrued overtime)	554,544	481,941
Long term debt interest payable	42,673	49,579
	\$ 5,505,820	\$ 6,575,233

9. Deferred revenue

	2015	2014
Restricted grant funding	\$ 793,457	\$ 1,148,657

The use of these funds are restricted to eligible projects as approved under the agreements. Unexpended funds are supported by cash and temporary investments (Note 4).

2015 AUDITED FINANCIAL STATEMENT

MACKENZIE COUNTY
Notes to Financial Statements
Year Ended December 31, 2015

10. Long term debt

	2015	2014
Tax supported debentures	\$ 16,235,802	\$ 17,905,171

Principal and interest repayments are as follows:

	Principal	Interest	Total
2016	\$ 1,578,512	\$ 562,323	\$ 2,140,835
2017	1,575,520	505,190	2,080,710
2018	1,618,408	448,429	2,066,837
2019	1,319,527	392,813	14,561,692
2020	897,810	350,987	12,789,352
Thereafter	<u>9,246,025</u>	<u>2,294,530</u>	<u>11,540,555</u>
	<u>\$ 16,235,802</u>	<u>\$ 4,554,272</u>	<u>\$ 20,790,074</u>

The current portion of the long term debt amounts to \$1,578,512 (2014 - \$1,669,369).

Debenture debt is repayable to the Alberta Capital Finance Authority and bears interest at rates ranging from 2.942% to 4.453% per annum and matures in periods 2016 through 2033. The weighted average annual interest rate is 3.55% for 2015 (3.55% for 2014).

Debenture debt is issued on the credit and security of the corporation at large.

Interest on long term debt amounted to \$614,288 (2014 - \$687,928).

The corporation's total cash payments for interest in 2015 were \$621,194 (2014 - \$694,335).

2015 AUDITED FINANCIAL STATEMENT

MACKENZIE COUNTY
Notes to Financial Statements
Year Ended December 31, 2015

11. Debt limits

Section 276(2) of the Municipal Government Act requires that debt and debt limits as defined by Alberta Regulation 255/00 for the corporation be disclosed as follows:

	2015	2014
Total debt limit	\$ 55,835,307	\$ 53,439,083
Total debt	(16,235,802)	(17,905,171)
Amount of debt limit unused	\$ 39,599,505	\$ 35,533,912
Debt servicing limit	\$ 9,305,885	\$ 8,906,514
Debt servicing	(2,140,835)	(2,290,564)
Amount of debt servicing limit unused	\$ 7,165,050	\$ 6,615,950

The debt limit is calculated at 1.5 times revenue of the corporation (as defined in Alberta Regulation 255/00) and the debt service limit is calculated at 0.25 times such revenue. Incurring debt beyond these limitations requires approval by the Minister of Municipal Affairs. These thresholds are guidelines used by Alberta Municipal Affairs to identify municipalities that could be at financial risk if further debt is acquired. The calculation taken alone does not represent the financial stability of the corporation. Rather, the financial statements must be interpreted as a whole.

12. Inventory for consumption

	2015	2014
Parts and supplies	\$ 852,558	\$ 818,333
Gravel	1,766,457	1,609,279
Total	\$ 2,619,015	\$ 2,427,612

13. Equity in tangible capital assets

	2015	2014
Tangible capital assets (Schedule 2)	\$384,260,222	\$375,628,588
Accumulated amortization (Schedule 2)	(197,801,514)	189,402,509)
Long term debt (Note 10)	(16,235,802)	(17,905,171)
Total	\$170,222,906	\$168,320,908

2015 AUDITED FINANCIAL STATEMENT

MACKENZIE COUNTY
Notes to Financial Statements
Year Ended December 31, 2015

14. Transfers to other governments

	2015	2014
Town of High Level	\$ 1,130,881	\$ 926,023
Town of Rainbow Lake	796,400	785,624
	\$ 1,927,281	\$ 1,711,647

These payments are related to service sharing agreements held with the Town of High Level and the Town of Rainbow Lake.

15. Reserves and accumulated surplus

Accumulated surplus consists of restricted and unrestricted amounts and equity in tangible capital assets as follows:

	2015	2014
Equity in tangible capital assets (Note 13)	\$170,222,906	\$168,320,908
Operating reserves (Schedule 1)	8,120,997	6,207,252
Capital reserves (Schedule 1)	19,140,057	15,859,658
Accumulated operating fund (Schedule 1)	3,729,326	3,462,923
	\$201,213,286	\$193,850,741

The total reserve balances include approximately \$4,342,574 committed to projects commenced and/or tendered in 2015.

2015 AUDITED FINANCIAL STATEMENT

MACKENZIE COUNTY
Notes to Financial Statements
Year Ended December 31, 2015

16. Salary and benefits disclosure

Disclosure of salaries and benefits for municipal officials, the chief administrative officer and designated officers as required by Alberta Regulation 313/2000 is as follows:

			2015	2014
	Salary	Benefits & allowances (1) (2)		
William Neufeld - Reeve	\$ 49,100	\$ 219	\$ 49,319	\$ 42,570
John W. Driedger	53,100	219	53,319	42,670
Lisa Wardley	32,800	2,909	35,709	34,290
Peter Braun	40,800	3,234	44,034	41,190
Walter Sarapuk	24,900	1,854	26,754	28,177
Jacque Bateman	27,300	219	27,519	24,970
Eric Jorgensen	37,900	219	38,119	39,570
Elmer Derksen	23,400	219	23,619	34,870
Josh Knelsen	31,800	219	32,019	33,670
Ricky Paul	26,700	219	26,919	28,670
Chief Administrative Officer	213,616	29,834	243,450	238,457
	\$ 561,416	\$ 39,364	\$ 600,780	\$ 589,104

1. Salary includes regular base pay, bonuses, overtime, lump sum payments, gross honoraria and any other direct cash remuneration.

2. Employer's share of all employee benefits and contributions or payments made on behalf of employees including pension, health care, dental coverage, vision coverage, group life insurance, accidental disability and dismemberment insurance, and long and short term disability plans.

17. Local Authorities Pension Plan

Employees of the corporation participate in the Local Authorities Pension Plan (LAPP), which is one of the plans covered by the Public Sector Pension Plans Act. The LAPP is financed by employer and employee contributions and by investment earnings of the LAPP Fund.

Contributions for current service are recorded as expenditures in the year in which they become due.

The corporation is required to make current service contributions to the LAPP of 11.39% of pensionable earnings up to the year's maximum pensionable earnings under the Canada Pension Plan and 15.84% on pensionable earnings above this amount.

Total current service contributions by the corporation to the LAPP in 2014 were \$623,215 (2014 - \$511,425). Total current service contributions by the employees of the corporation to the Local Authorities Pension Plan in 2015 were \$586,450 (2014 - \$471,272).

At December 31, 2014, the LAPP disclosed an actuarial deficiency of \$2.45 billion.

2015 AUDITED FINANCIAL STATEMENT

MACKENZIE COUNTY

Notes to Financial Statements

Year Ended December 31, 2015

18. Contingent liability

The corporation is a member of the Alberta Municipal Insurance Exchange (MUNIX). Under the terms of the membership, the corporation could become liable for its proportionate share of any claim losses in excess of the funds held by the exchange. Any liability incurred would be accounted for as a current transaction in the year the losses are determined.

The corporation is the defendant in a lawsuit related to off-site levies amounting to \$300,000 plus interest and costs. At present, the outcome is not determinable. The amount of any future settlement would be accounted for as a current transaction in the year of the settlement.

19. Segmented disclosure

The corporation provides a range of services to its ratepayers. For each reported segment, revenues and expenses represent both amounts that are directly attributable to the segment and amounts that are allocated on a reasonable basis. The accounting policies used in these segments are consistent with those followed in the preparation of the financial statements as disclosed in Note 1.

Refer to the Schedule of Segmented Disclosure (Schedule 6).

20. Financial instruments

The corporation's financial instruments consist of cash and temporary investments, accounts receivable, investments, accounts payable and accrued liabilities, deposit liabilities, requisition over-levy, and long term debt. It is management's opinion that the corporation is not exposed to significant interest or currency risks arising from these financial instruments.

The corporation is subject to credit risk with respect to taxes and grants in place of taxes receivables and trade and other receivables. Credit risk arises from the possibility that taxpayers and entities to which the corporation provides services may experience financial difficulty and be unable to fulfill their obligations. The large number and diversity of taxpayers and customers minimizes the credit risk.

Unless otherwise noted, the carrying value of the financial instrument approximates fair value.

21. Comparative figures

Certain comparative figures have been restated to conform to the current year's presentation.

22. Approval of financial statements

Council and Management have approved these financial statements.

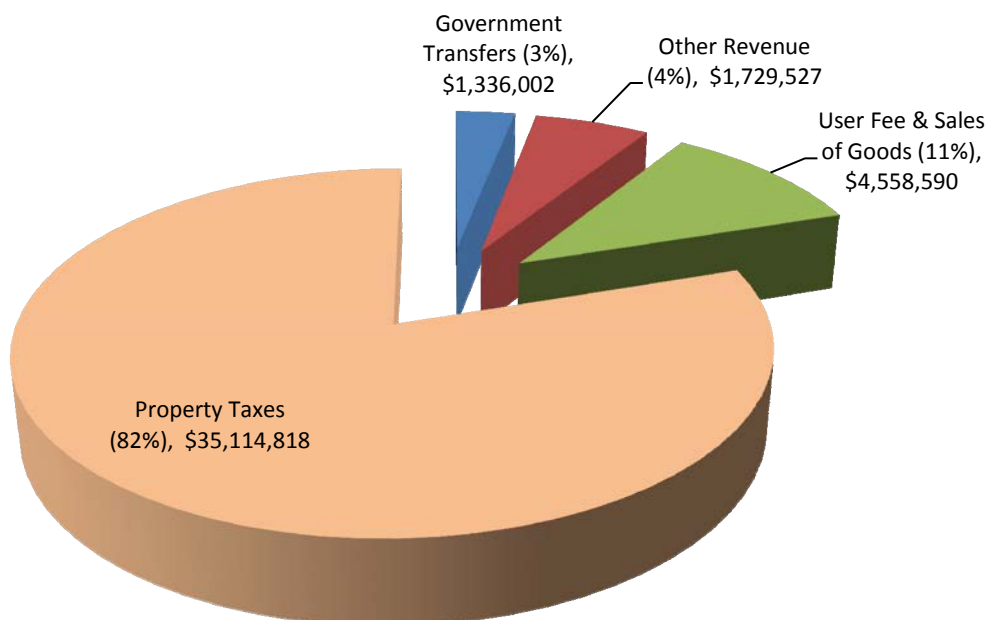
23. Budget amounts

Budget amounts are included for information purposes only and are not audited.

2016 BUDGET HIGHLIGHTS

2016 Operating Revenues

Under the Municipal Government Act, each council must adopt an operating and capital budget for each calendar year. Mackenzie County Council reviewed, deliberated and adopted the 2016 operating and capital budgets. Council has the drive and energy to build a fiscally responsible, results-oriented culture and enjoy working in a publicly accountable environment. Council directed administration to prepare draft budgets which maintain the same level of services.



2016 Municipal Tax Revenue

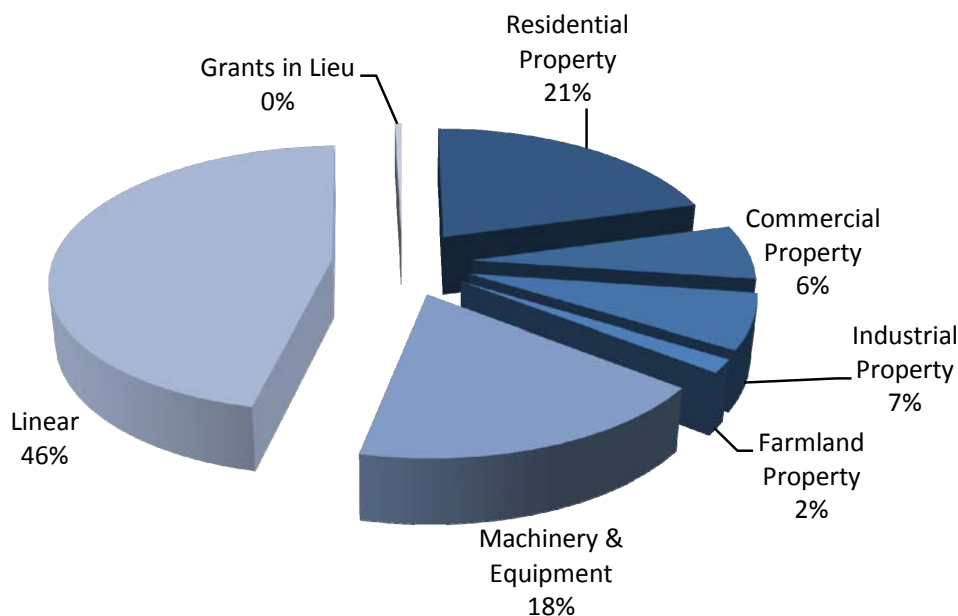
Total operating revenues are projected to be \$34.66 million (7% decrease over 2015).

This decrease is associated with decreases in tax revenue and provincial grants.

Total operating expenses, excluding requisition transfers but

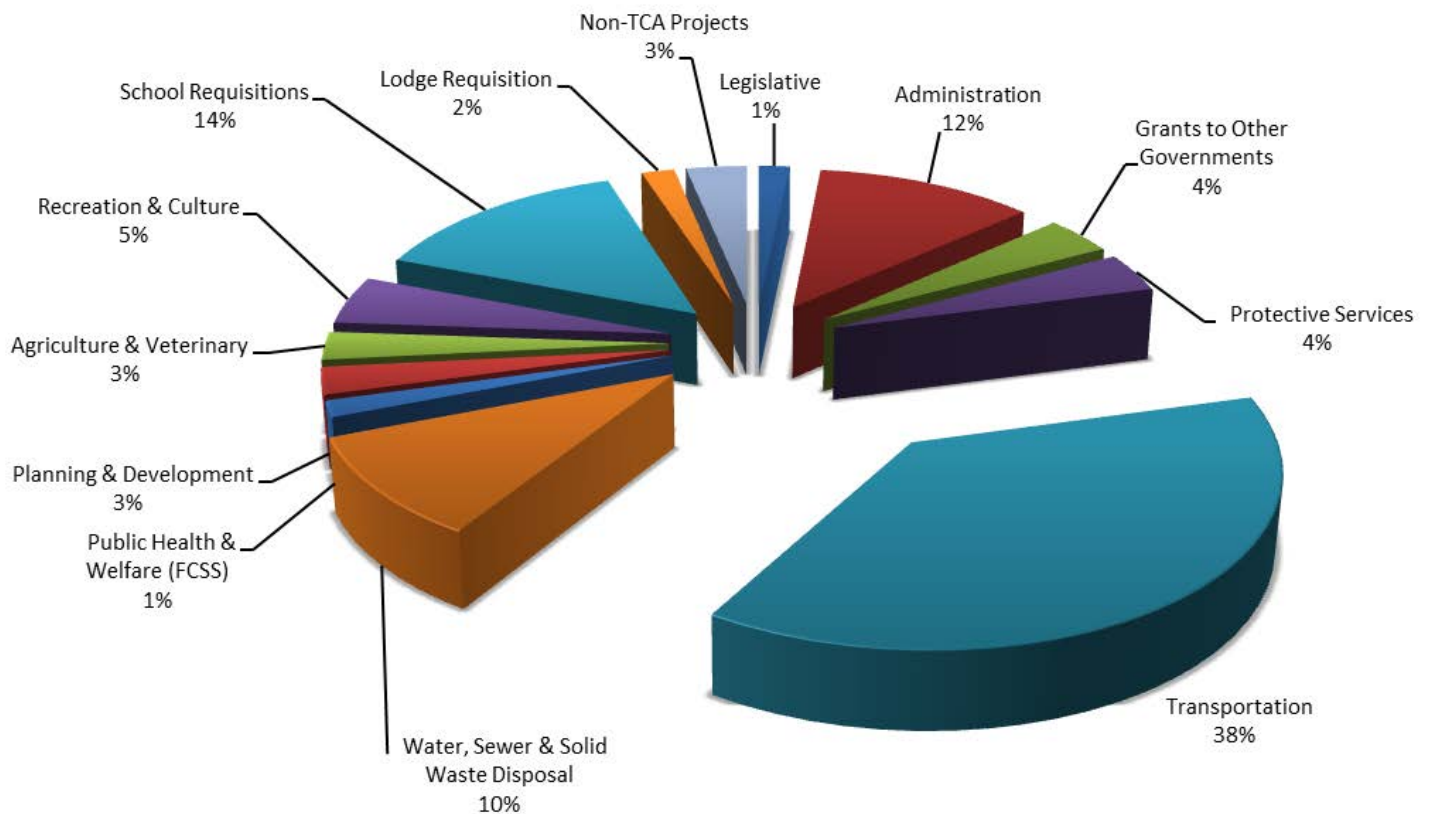
including amortization of tangible capital assets, are projected to be \$39.22 million, which is an overall 12% increase from 2015. The increase is mainly due to wages and salaries, bridge repairs and maintenance, engineering, professional services, projected electricity cost and a higher depreciation charge as a result of infrastructure that was completed in 2015. These increases will be offset, in part, by decreases in interest on long term debt. The schools requisition transfer will be \$6,836,582 (2015 - \$6,535,310), and the seniors lodge requisition transfer will be \$852,083 (2015 - \$783,885).

Operating expenses include \$408,200 in grants to non-profit groups and bursaries, \$373,353 to FCSS (Family and Community Support Services), \$939,692 to recreation boards, and \$228,000 to the Mackenzie Library Board. In order to support the regional services provision, the County entered into agreements with the neighbouring municipalities of the Towns of High Level and Rainbow Lake. The 2016 transfer to these local governments is projected to be \$1,805,000.



2016 BUDGET HIGHLIGHTS

2016 Operating Expenses



2016 Projects

The new 2016 capital projects are estimated at \$6,093,893 and are projected to be funded as follows:

	Total		Percentage	
	2015	2016	2015	2016
Municipal Tax Revenue	\$ 3,847,457	\$ 1,480,898	27%	24%
Restricted Surplus (Reserve)	2,321,068	506,891	16%	8%
Provincial/Federal Grants*	7,386,524	3,478,697	52%	58%
Other Revenues**	764,203	627,407	5%	10%
Total	\$ 14,319,252	\$ 6,093,893	100%	100%

* Please note that the federal grants include projects under the Small Communities Grant that has not yet been approved for funding.

** Other revenues include developer's contributions and sales proceeds.

2016 BUDGET HIGHLIGHTS

2016 Projects

Some of the major projects and/or equipment replacements scheduled for 2016 are:

Administration	Airports	Agricultural Services
<ul style="list-style-type: none"> • Renovation of La Crete Library Building • Payroll/HR Software • Generator for La Crete Office 	<ul style="list-style-type: none"> • Pole Tarp Storage Shed (Fort Vermilion) 	<ul style="list-style-type: none"> • High Level Rural Drainage—Phase II & III • Buffalo Head/Steep Hill Water Management—Phase I*
Enforcement / Fire Department	Parks & Playgrounds	Planning & Development
<ul style="list-style-type: none"> • Peace Officer Vehicle • Aerial Unit Upgrade (La Crete) • New Tanker/Pumper—with equipment (Fort Vermilion) 	<ul style="list-style-type: none"> • Hutch Lake Caretaker Site Development • Dock Blocks (Hutch & Wadlin) • Machesis Lake Horse Camp—Road • Wadlin Lake Grounds Improvements 	<ul style="list-style-type: none"> • Completion of Streetscape Design Guide for La Crete & Fort Vermilion • Completion of Economic Development Action Plan • GIS Computer • Complete Land Use Bylaw Update • New Aerial Imagery for 3 Hamlets
Recreation	Sewer Disposal	Solid Waste Disposal
<ul style="list-style-type: none"> • Various Capital Improvements for the Recreation Boards in Zama, La Crete, and Fort Vermilion 	<ul style="list-style-type: none"> • Main Lift Station Repair & Modification (LC) • Sanitary Sewermain Upgrades (LC) • Lift Station Repair—River Road (FV) 	<ul style="list-style-type: none"> • Waste Bins and Waste Transfer Station Upgrades • Zama Waste Transfer Station Fence
Transportation	Water Treatment and Distribution	
<ul style="list-style-type: none"> • Heliport Road • Grader Replacements (3) • 43rd Avenue—East of 50th Street (FV) • 45th Avenue Cul-de-sac—East of 52nd Street (FV) • Rocky Lane Store Road Reconstruction • 94th Avenue Asphalt Overlay (LC) • Lagoon Access Paving (LC) • High Level South Rebuild • Sand & Salt Shelter (FV) • Public Works Office Expansion (FV) • Miscellaneous shoulder pulls and road rehabilitation (County wide) • Various equipment replacements 	<ul style="list-style-type: none"> • Paving Raw Water Truckfill Station (LC) • Paving for Water Treatment Plant (FV) • Well Number 4 (LC) • Frozen Water Services Repairs—River Road (FV) • Rural Potable Water Infrastructure (LC) • Water & Sewer Extension—50th Street (FV) • Filter Media Replacement (FV) 	


* projects subject to grant approval.

2016 BUDGET HIGHLIGHTS

What is the County's long-term debt?

The County has been borrowing funds for major capital projects. All of the County's debentures are arranged through the Alberta Capital Finance Authority who offers low fixed rates.

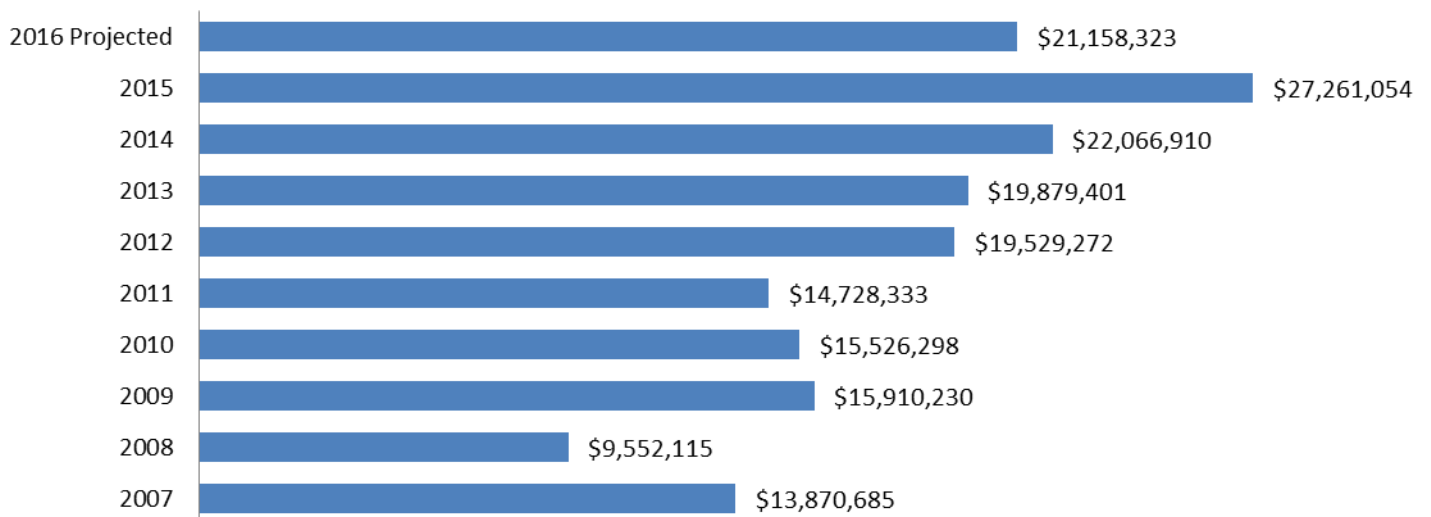
The Municipal Government Act and Alberta Regulation 255/00 defines the debt limits for municipalities. If the borrowing takes place as intended based on the preapproved bylaws, the County will be at 28% of its allowable debt limit on December 31, 2016 as permitted under MGA, AR 255/00.



Does the County have reserves?

In general, establishing reserves and setting aside a specified amount of funds annually assists in long term financial planning, and assists in maintaining a stable taxation structure.

Council has established various reserve policies. These policies define the purpose, permitted uses (must have a motion of Council), targeted minimum and maximum reserve levels, and the annual minimum contributions.



2016 BUDGET HIGHLIGHTS

Does the County cost share with local municipalities?

The Mackenzie Region has three incorporated municipalities within its boundaries: Mackenzie County, Town of High Level and Town of Rainbow Lake. Three municipalities are continually working together on regional sustainability initiatives.

Agreements with the Town of High Level

Mackenzie County has a Regional Service Sharing Agreement (RSSA) and an Inter-Municipal Development Plan (IMDP) agreement with the Town of High Level. The purpose of the RSSA is to share certain services provided by the Town to the County's residents residing within close proximity to the Town and/or regionally. These services are recreation, airport, fire protection, and potable water (Footner line north of the Town).

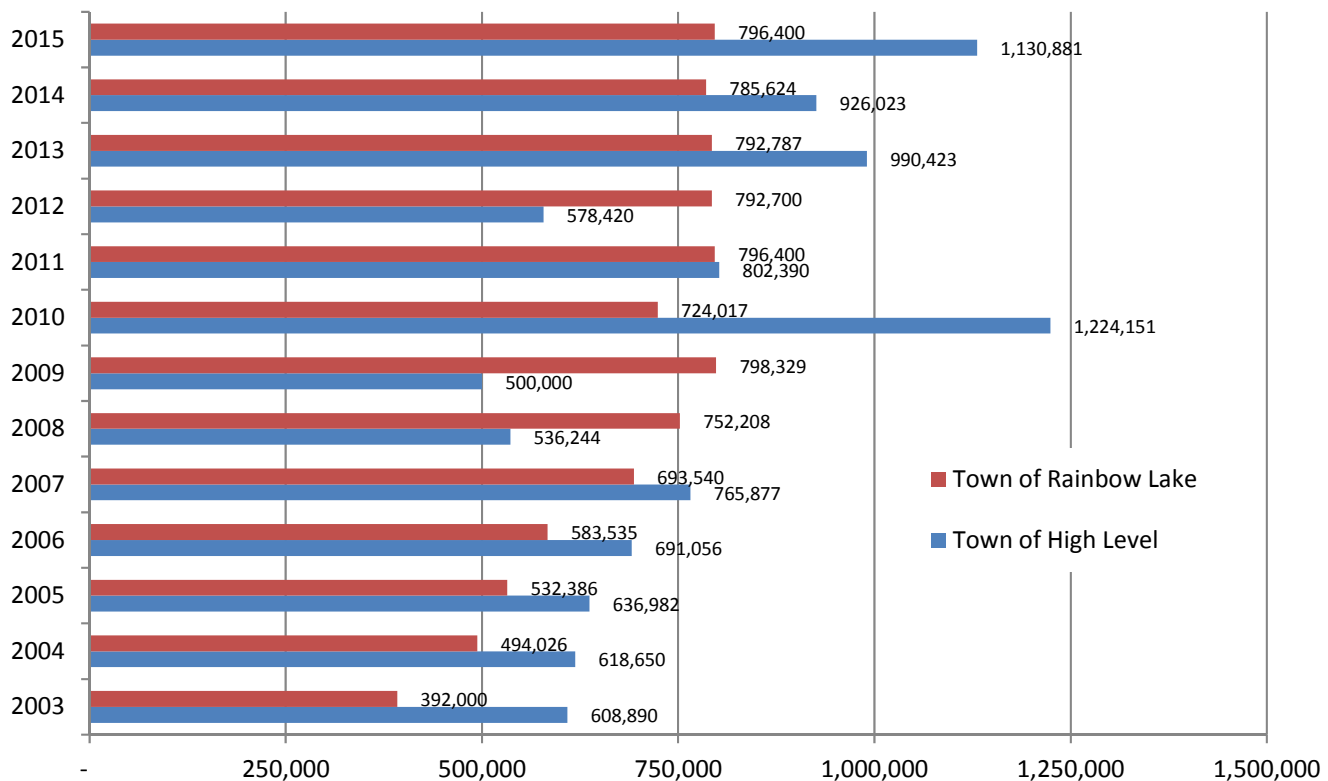
Based on the agreement, the County shares revenues from service areas (defined as 40 kilometers radius around the Town) in exchange for provision of these services. An annual payment is equal to 25% for the property tax levied by the County against all properties in the service area or \$500,000, whichever is larger for any given year. In addition, the County funds the Town's capital projects at the following rates: 20% for recreation projects, 30% for airport projects and 50% for fire protection projects. Total contributed dollars vary and based on the actual capital projects undertaken by the Town.

The purpose of the IMDP is to jointly control the development within an area around the Town of High Level. This is accomplished through a joint Inter-Municipal Planning Commission that meets on a monthly basis to review the proposed developments within the specified area.

Agreement with the Town of Rainbow Lake

Mackenzie County Council recognizes the small urban centre, "one industry town" challenges experienced by the Town of Rainbow Lake. Therefore, the County and the Town entered into a revenue sharing agreement. The agreement is meant to assist the Town through a consistent and predictable funding source. The Town uses this funding for provision of services to their residents. The agreement is based on a formula that fluctuates upon changes in assessment in a sphere of influence defined in the agreement, resulting in approximately 10% (approximately \$800K) payment per annum of the total property tax collected within the sphere of influence.

Alberta municipalities are encouraged to collaborate with each other for the provision of services. Cooperation and collaboration promotes effective and efficient use of resources and reduces duplication of services. The chart shows the cost-shared amounts provided by Mackenzie County to the Town of High Level and the Town of Rainbow Lake since 2002.



2016 BUDGET HIGHLIGHTS

Grants to Other Organizations

County Council recognizes the value of volunteers and the non-profit groups operating within the region. The application deadline is September 30th of each year. The 2016 operating budget includes \$1,949,245 in funding that will be provided to FCSS, Recreation Boards, and numerous other non-profit organizations.

Council has approved the following grants during budget deliberations:

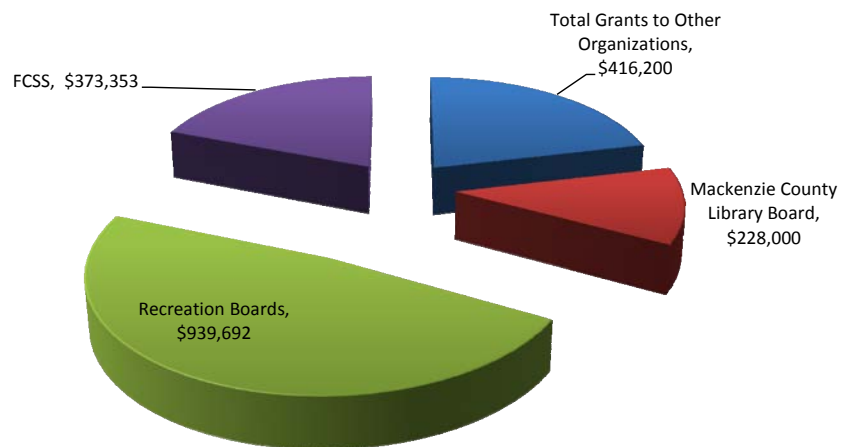
The County has an operating agreement with the La Crete Agricultural Society and the Fort Vermilion Recreation Board whereby the County pays all conventional utilities for the La Crete Heritage Centre and the Fort Vermilion Community & Cultural Complex.

The County has a cemetery funding policy whereby each cemetery that is located within Mackenzie County receives a \$600 maintenance grant annually.

The County provides operating and capital funding to the Fort Vermilion, La Crete, and Zama recreation boards. The recreational boards operate the County-owned facilities and provide a range of programs and activities to local residents and visitors.

The County provides funding towards the provision of FCSS programs and activities.

2016 Grants to Not-for-Profit Organizations

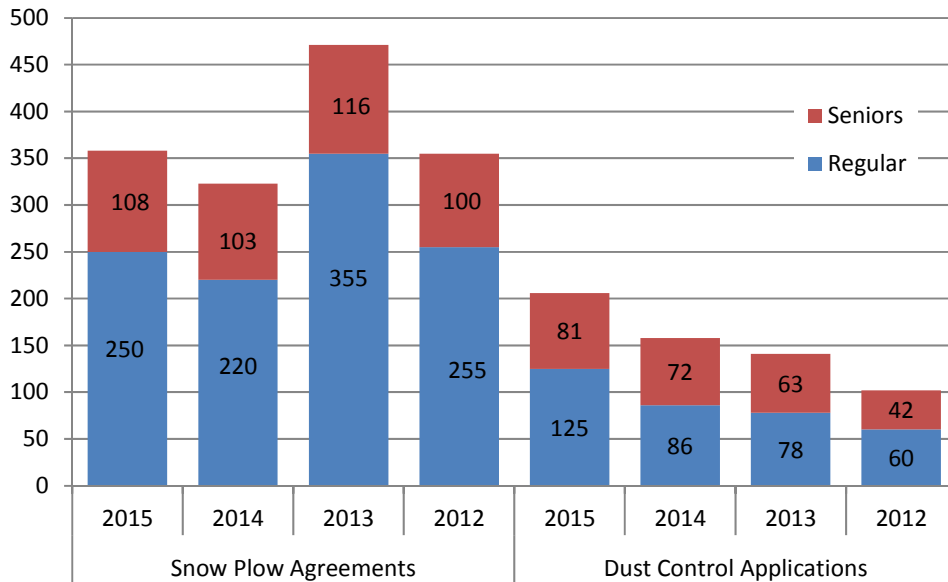


Grants to Non-Profit Groups and Organizations	2016	2015	2014	2013
Zama Chamber of Commerce	\$ 8,000	\$ 8,000	\$ 8,000	\$ 8,000
Rocky Lane Agricultural Society	26,000	28,000	28,000	43,000
Fort Vermilion School Division - Rocky Acres	-	-	50,000	50,000
Golden Range Society (High Level)	-	-	-	5,000
High Level Agricultural Exhibition Association	-	10,000	-	-
High Level Agricultural Society	10,000	-	-	-
High Level Rural Community Hall	20,000	17,000	10,000	25,000
Watt Mountain Wanderers	5,000	10,000	-	-
La Crete Agricultural Society	75,000	75,000	75,000	75,000
La Crete Area Chamber of Commerce	23,000	23,000	23,000	23,000
La Crete Field of Dreams Stampede Committee	-	-	-	5,000
La Crete Meals for Seniors	4,000	4,000	4,000	4,000
La Crete Seniors' Inn (drop-in centre)	3,000	3,000	3,000	3,000
La Crete Polar Cats	5,000	5,000	-	15,000
La Crete Walking Trails	-	10,000	-	10,000
La Crete Recreation Director	-	50,000	-	-
La Crete Community Equine Centre	100,000	-	-	-
Fort Vermilion Agricultural Society	25,000	25,000	25,000	25,000
Fort Vermilion Area Board of Trade	12,000	12,000	17,000	12,000
Fort Vermilion Mackenzie Applied Research Station	-	-	32,000	50,000
Fort Vermilion Recreation Society - 225th Anniversary Celebration	-	-	-	10,000
Fort Vermilion Royal Canadian Legion, Branch 243	6,000	6,000	6,000	6,000
Fort Vermilion Seniors' Club	4,000	4,000	4,000	4,000
Fort Vermilion Walking Trail	-	10,000	-	10,000
Fort Vermilion Skate Park	-	10,000	-	-
Fort Vermilion Youth Programs	-	5,000	-	-
Cemeteries	4,200	3,500	3,500	3,500
High School Bursaries	25,000	25,000	25,000	25,000
Rainbow Lake Youth Centre Society	-	10,000	10,000	-
Regional Economic Development Initiative (REDI)	28,000	28,000	28,000	28,000
Mackenzie Regional Community Policing Society	-	-	10,000	-
Farm Women's Conference/Farm Safety	2,000	-	-	-
Mackenzie Regional Charity Golf	1,000	-	-	-
Mackenzie Frontier Tourist Association	15,000	15,000	15,000	15,000
Miscellaneous	15,000	15,000	15,000	15,000
Total Grants to Other Organizations	\$ 416,200	411,500	391,500	469,500
Mackenzie County Library Board	\$ 228,000	228,000	226,026	226,026
Recreation Boards	\$ 939,692	1,105,901	983,215	893,421
FCSS	\$ 373,353	293,341	293,341	293,341
	1,957,245	2,038,742	1,894,082	1,882,288

2015 ACTIVITY HIGHLIGHTS

Mackenzie County provides a variety of operational services year round. The following graphs are intended to provide a glimpse into the daily operations of our municipal services.

Snow Plow Agreements & Dust Control Applications



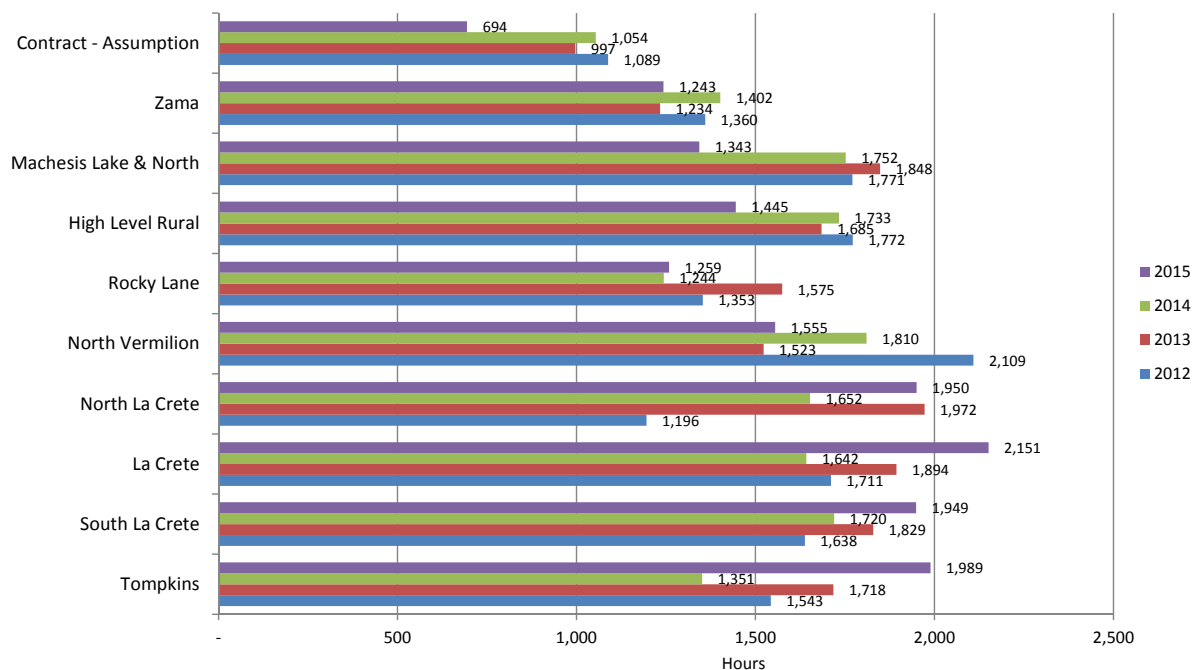
Mackenzie County has a winter maintenance program which offers plowing service (up to 1/4 mile) to rural residents with the purchase of a flag/indicator. The new indicator program was implemented in late 2015.

The County applies dust control along gravel roads within the Hamlets, within school zones, major intersections, and other identified areas. Residents within the County may also apply for dust control at a cost of \$500 per 200 linear meters with calcium chloride. This service is provided free of charge to Seniors.

Grader Beat Hours

The County has nine grader beats and one contract grader. Their hours of operation are indicated on the graph below. The variances in unit hours are due to weather, number of

dust controlled areas, staff vacancies, etc. The average grader beat is 205 kilometers.

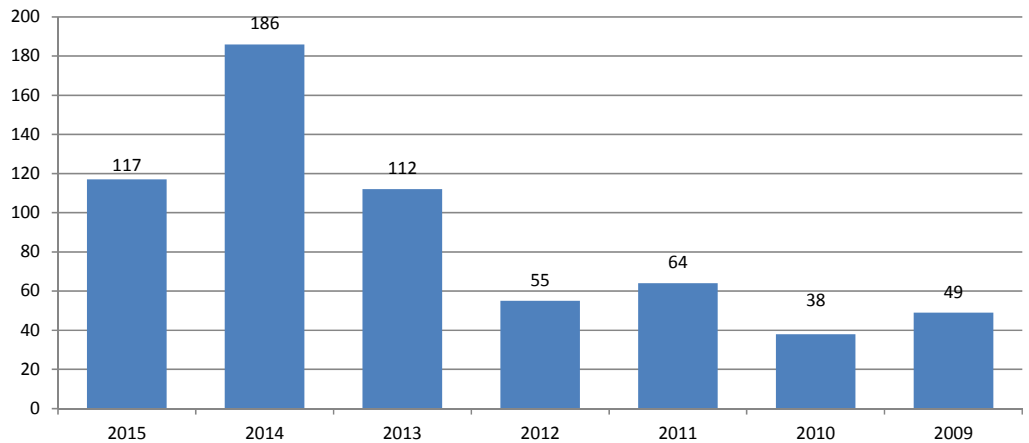


2015 ACTIVITY HIGHLIGHTS

Approach/Driveway Access Requests

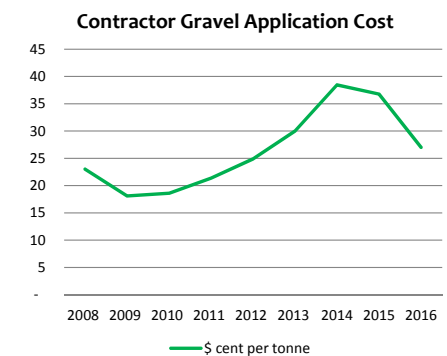
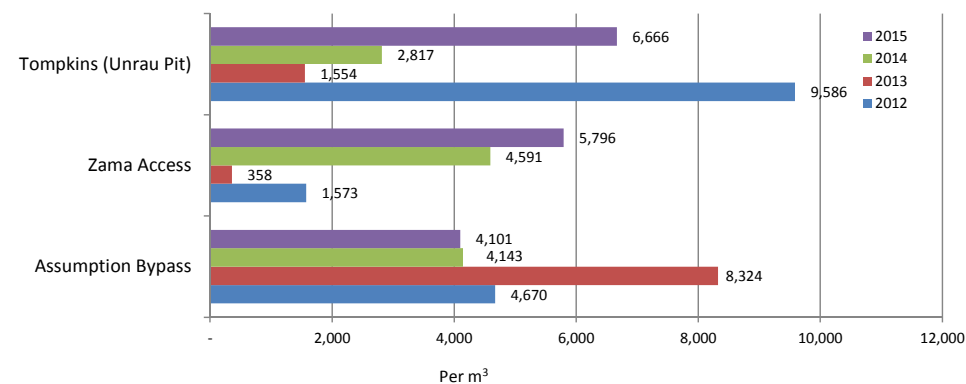
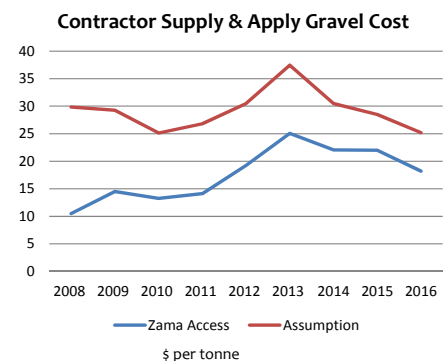
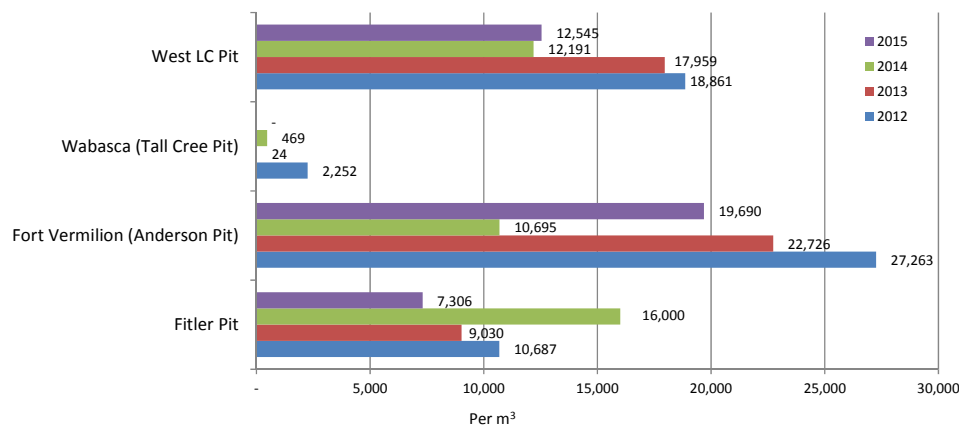
All new subdivisions require proper access that meets the County's standard. Policy PW039 Rural Road, Access Construction and Surface Water Management Policy outlines the application and approval process.

Increases in 2013 and 2014 coincide with higher numbers of rural subdivision and additional access requests to new farm land.



Quantity of Gravel Placed on County Roads

The County is continually working on securing aggregate resources for future road maintenance. The County's gravel placement cost has more than doubled during the past five years. As a result, we are exploring different options to reduce the cost for our ratepayers.

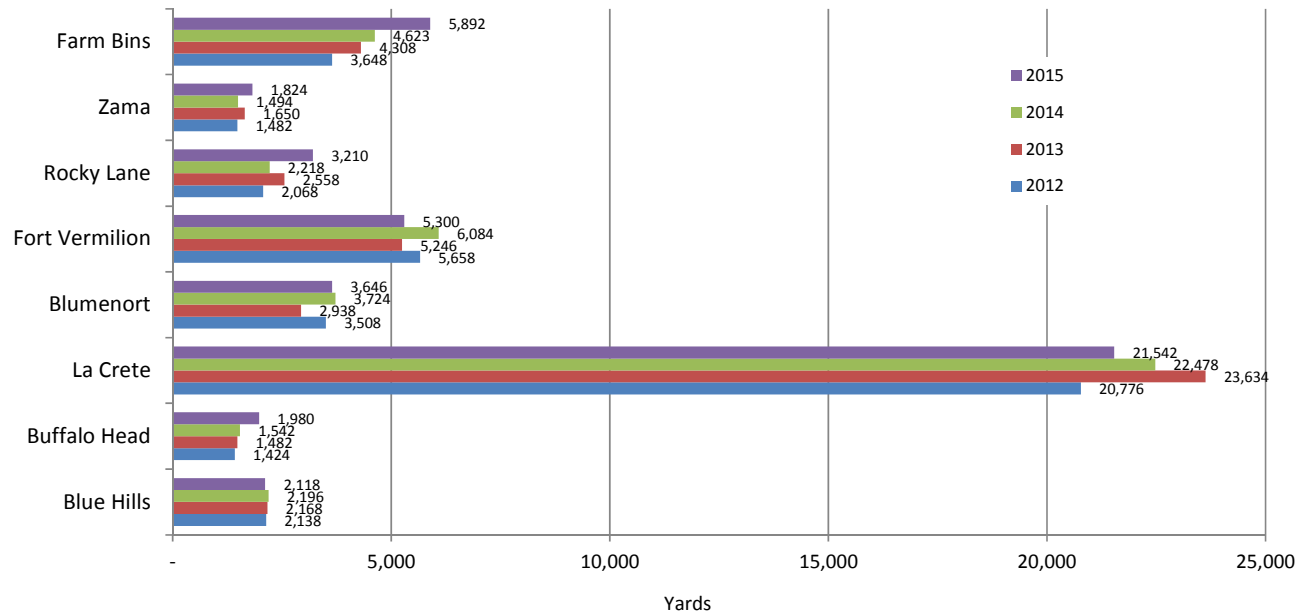


2015 ACTIVITY HIGHLIGHTS

Waste Transfer Stations

Residential and commercial waste is hauled within the County. Caretakers are utilized to manage the day to day operations at the various Waste Transfer Stations.

The County runs a hamlet residential yard clean up each spring. This allows residents to place their yard waste or large items (ie. used couches, etc.) at the curbside for pick up by municipal employees.



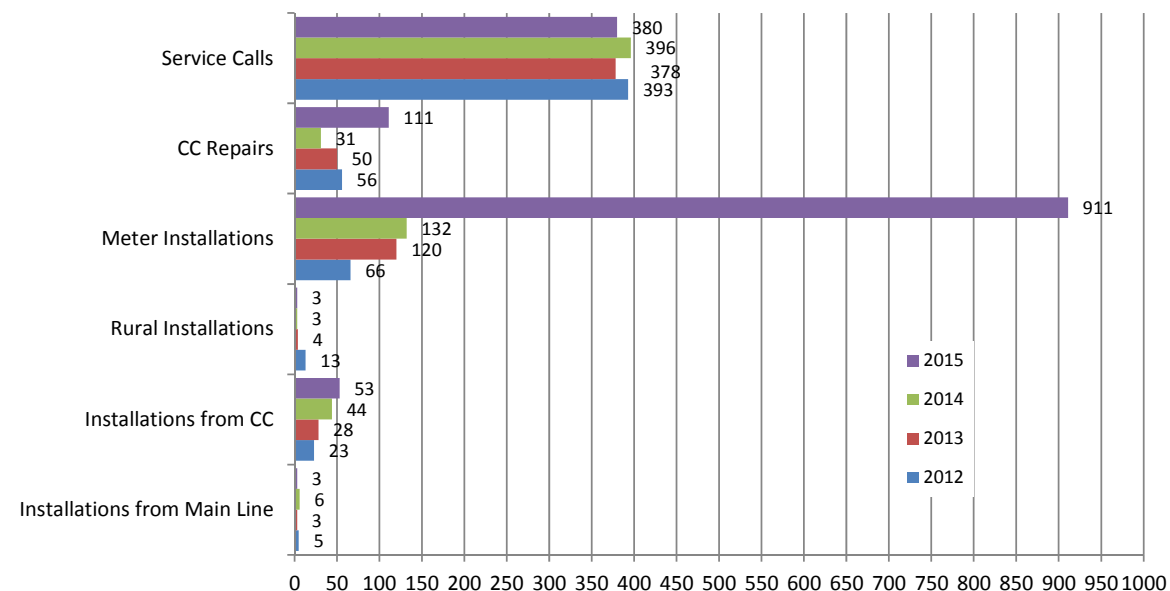
Water Service Installations & Maintenance

Mackenzie County's water and sewer bylaw outlines the process for the operations of the municipal utility systems.

All new water service connections require prior approval by the Mackenzie County Utilities Department. This helps ensure that service connections are completed to standard. Policy

UT004 Utility Connection outlines the application and approval process.

In 2015, Mackenzie County completed a mandatory changeover from our current meter registers to master meters in the hamlets of Fort Vermilion and La Crete. The meters are read monthly using radio transmitted technology.



2015 ACTIVITY HIGHLIGHTS

Parks & Playgrounds

There are a number of parks and campgrounds throughout the County that are operated through the County and the local recreation boards. These include:

- Arena Parks (La Crete & Fort Vermilion)
- Atlas Landing
- Bridge Campsite (Fort Vermilion)
- Buffalo Head Tower Day Use Area
- D. A. Thomas Park (Fort Vermilion)
- Hutch Lake Campground (High Level)
- Jubilee Park (La Crete)
- Knelsen Park (La Crete)
- Machesis Lake Campground (Rocky Lane)
- Mackenzie Housing Park (Fort Vermilion)
- Pioneer Park (Fort Vermilion)
- Reinland Park (La Crete)
- The Big Backyard Park (La Crete)
- Tompkins Landing Day Use Area
- Tourangeau Lake Day Use Area (La Crete)
- Wadlin Lake Campground
- Walking Trails (La Crete & Fort Vermilion)
- Zama Park & Campground

Maintenance of these facilities (with the exception of Hutch Lake, Machesis Lake, and Wadlin Lake) is done by the Mackenzie County Public Works department, these duties include:

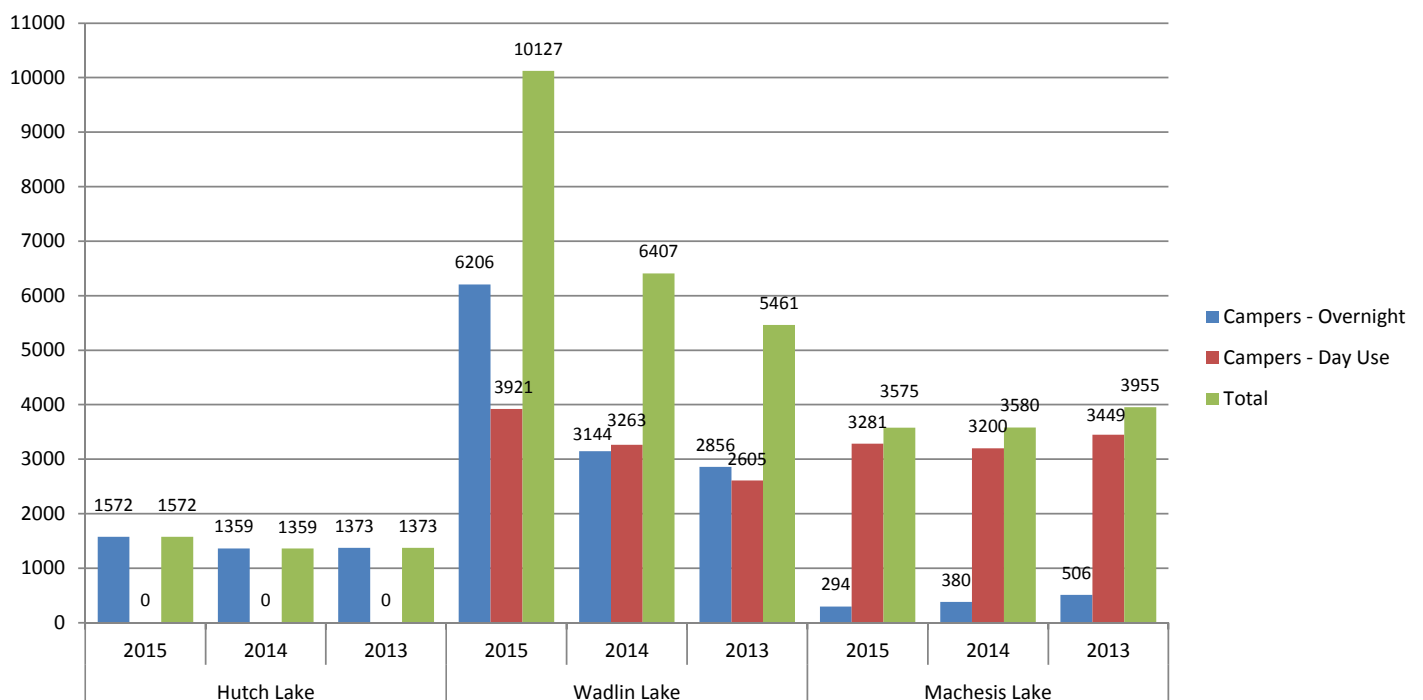
- Grass trimming
- Grass cutting
- Weeding
- Flower beds
- Upkeep of buildings
- Maintenance of playground equipment
- Boat launch care
- Garbage disposal
- Supply firewood



The overnight campgrounds, indicated in the chart below have caretakers on site from mid May to September 30th for Hutch Lake and Wadlin Lake, and the end of August for Machesis Lake. Visitors have come from all provinces of Canada, United States, England and abroad.

Campground Expansions

Eight additional sites were developed at the Hutch Lake Campground and will be open in 2016. The Machesis Equine Campground began development of eight sites and will also be open in 2016. Wadlin Lake campground expansion has begun with the development of 55 new sites and will be open in stages over the next few years.



Note: There is no onsite caretaker at the Hutch Lake Campground to determine day use statistics.

2015 ACTIVITY HIGHLIGHTS

Planning & Development Department

The Planning & Development Department is responsible for development permits, safety code permits, subdivision approvals, mapping/GIS, engineering standards, future growth planning (Municipal Development Plan & Area Structure Plans), regulating development through the Land Use Bylaw, and Economic Development.

The Municipal Government Act (MGA) provides direction on many aspects of planning & development, and all of our policies, bylaws and procedures must comply with the legislation within the MGA. A new element that the province will soon be implementing for our area is the Lower Peace Regional Plan (LPRP). This will be one of seven (7) regional plans encompassing the province, and after the LPRP is completed we will have five years to ensure that all county planning documents are in compliance with the regional plan. The consultation for the LPRP is expected to begin this fall, but it will likely take a year or two until the plan is complete and approved by the province.

Our job is to foster community growth by implementing regulations and concepts that match the expectations of each community, while still appropriately guiding responsible development that remains in the best interest of the community as a whole.

The Planning & Development Department has eight (8) fulltime staff and two (2) summer staff.

Overall, 2015 saw a slight decrease in activity from the record setting 2014 development season. Permits were down across the board, while subdivisions continued at the same pace. Total construction value of all approved permits for the 2015 season was in excess of \$46 million.

The Planning Department continuously reviews and revises policies, bylaws and standards in order to keep them current with the needs of the communities. This is always a time intensive process, and a challenge to balance the needs of the consumer, developer and

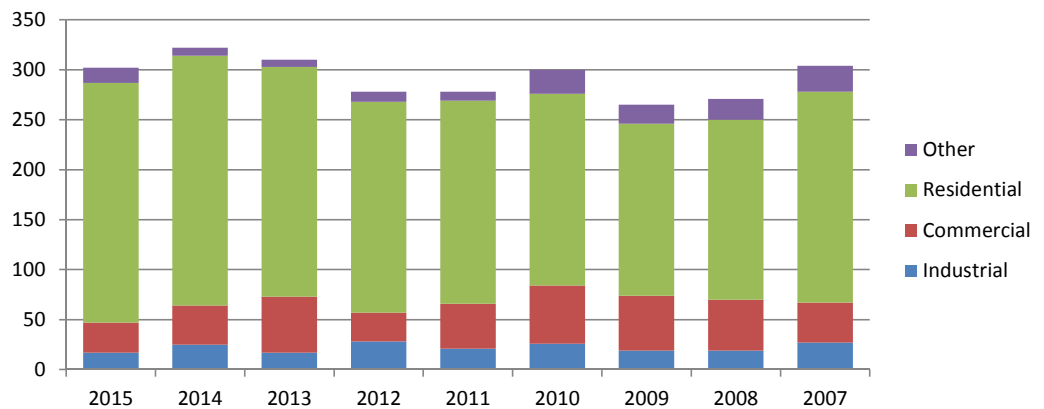
municipality. It is a unique challenge to develop standards that fit the context of each community (Fort Vermilion, Zama, La Crete, rural – farmers and acreage owners, the environment and industry) while still ensuring consistency, fairness and sustainability throughout.

The mapping/GIS portion has been busy primarily working on addressing projects, while also working on utility mapping for our hamlets.

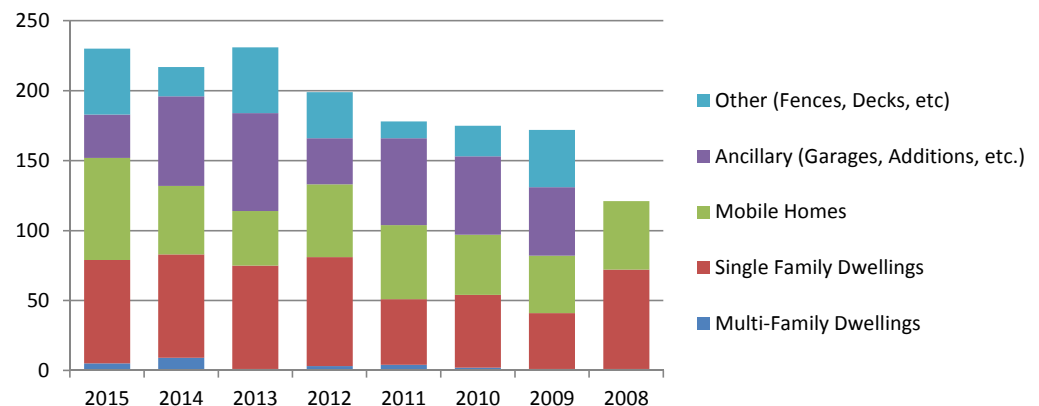
2016 will see the incorporation of FireSmart practices into the Land Use Bylaw, which will be receiving a thorough refresh. The refresh is needed in order to address some inconsistencies and gaps that have been identified over the last few years, and to ensure that the requirements still achieve the intended effect.



Development Applications by Number of Permits

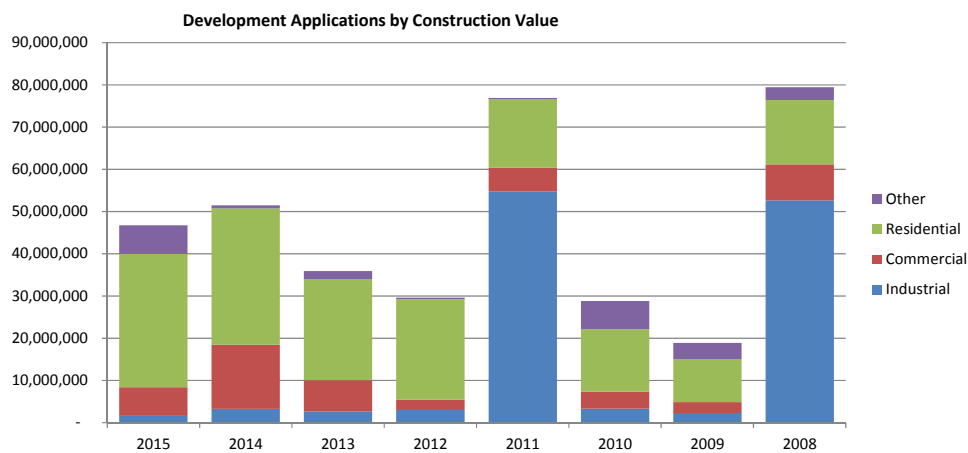
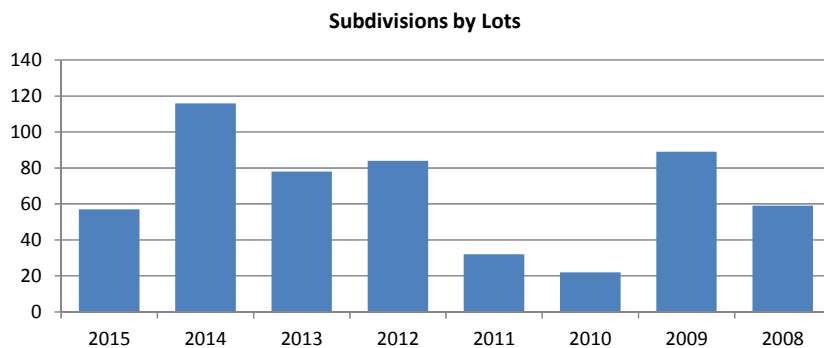
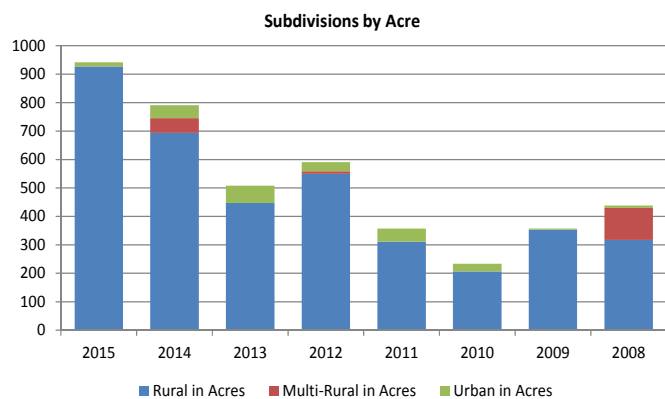
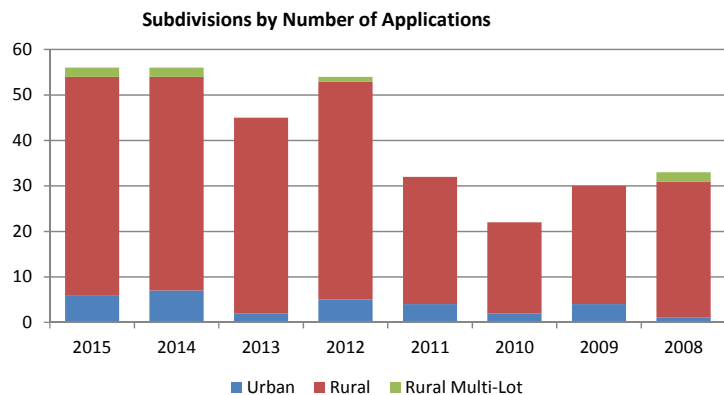


Residential Development by Number of Permits



2015 ACTIVITY HIGHLIGHTS

Planning & Development Department Cont'd

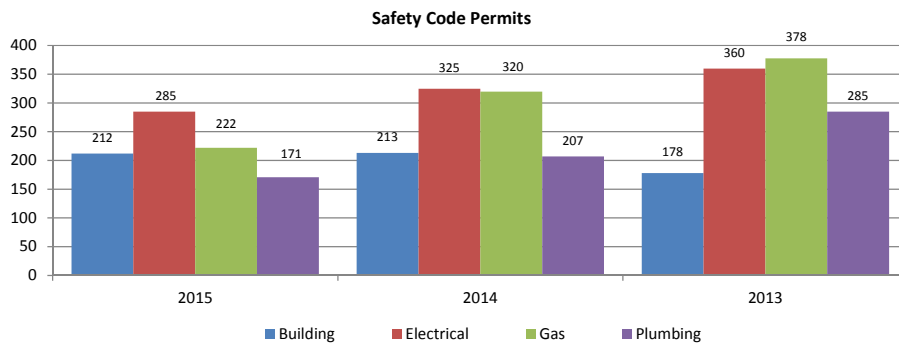


Other—includes public use facilities and home based businesses.

2008—industrial spike due to the Mustus Lake Co-Gen Plant

2011—industrial spike due to new compressor station in Ward 10

2014—commercial substantial increase due to Alberta Transportation maintenance facility by South Tall Cree and new financial institute in La Crete.



2015 ACTIVITY HIGHLIGHTS

Economic Development

In 2014 Annual Business Licenses became mandatory; currently there are approximately 500 businesses licensed.

The graph below shows the breakdown of business licenses by 18 separate economic categories. Note that the purple segment represents 25% of our businesses that contribute towards the Construction Industry. The larger blue segment at 15% represents Retail Trade, and although not clearly labelled, our Mechanical Workshops would all fall into the light brown segment which makes up 12% of businesses licensed.

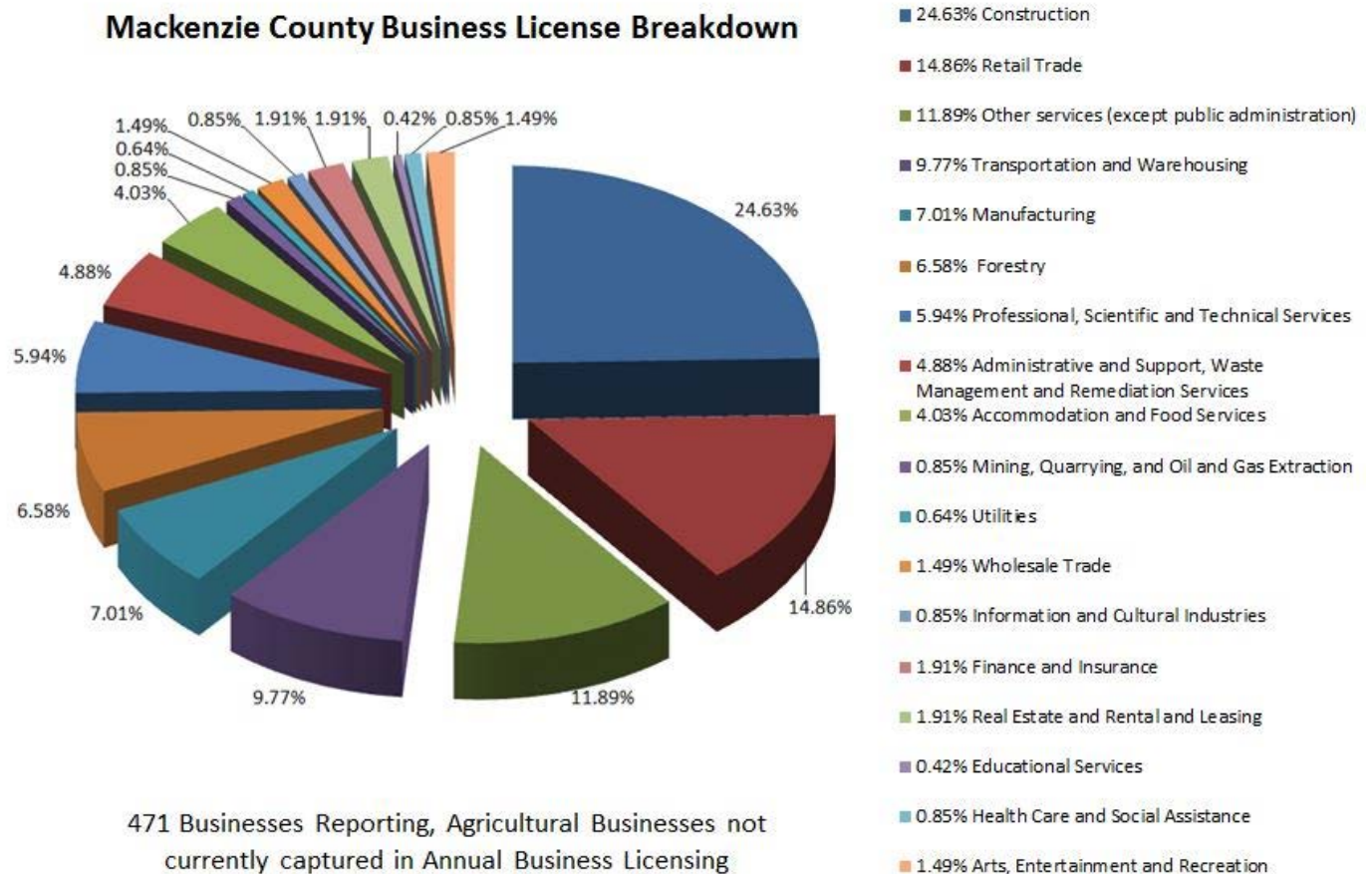
In 2015 the County partnered with REDI (Regional Economic Development Initiative for Northwest Alberta) and MFTA (Mackenzie Frontier Tourist Association) to complete a tourism opportunities study which focused on the Peace River valley. Several opportunities were identified, and preliminary work has begun on implementing some of the recommendations.

The Northwest Bio-Industrial project (hemp & flax) identified some opportunities and challenges in the sector. In consultation with local growers and potential investors, the general feeling is that the market is still too unproven to merit much further consideration at this point. An awareness and

interest in agricultural clusters and processing was created, which may impact all aspects of local agriculture. MARA has still committed to growing hemp trials for research purposes for the next few years.

The Economic Development Strategy and Streetscape Design project was started in 2015, and is on track to be completed by June, 2016. The economic development strategy will create a targeted plan to address what the business community has identified as some of our region's biggest impediments to business growth. The streetscape design project will create a more unified and enhanced look and feel to the downtown commercial areas in La Crete and Fort Vermilion.

Over the last year an emphasis was placed on improving internal processes and information, which will allow us to better present ourselves on the business retention and expansion and business attraction portfolios. By improving our internal workings and knowledge, we will be better able to assist the business community.



2015 ACTIVITY HIGHLIGHTS

Rural Addressing Project

Rural addresses have officially been assigned to every rural residence with an access within Mackenzie County. The rural civic address sign installation began in 2015 and will be completed in 2016. All the rural addresses have been integrated with the County's taxation system so that the addresses can be used in conjunction with any taxation and utility bills.

Landowners with existing yard sites will be invoiced \$57.00 for the cost of the sign and the County will be covering the cost, coordination and the installation of the signs.

All new yard sites and subdivisions will be required to pay \$70.00 at time of development. Residents will be expected to install their own sign as well as the developers of multi-lot subdivisions. The County will provide the supplies necessary (sign, posts, bolts) for the installation of the sign and a set of instructions.

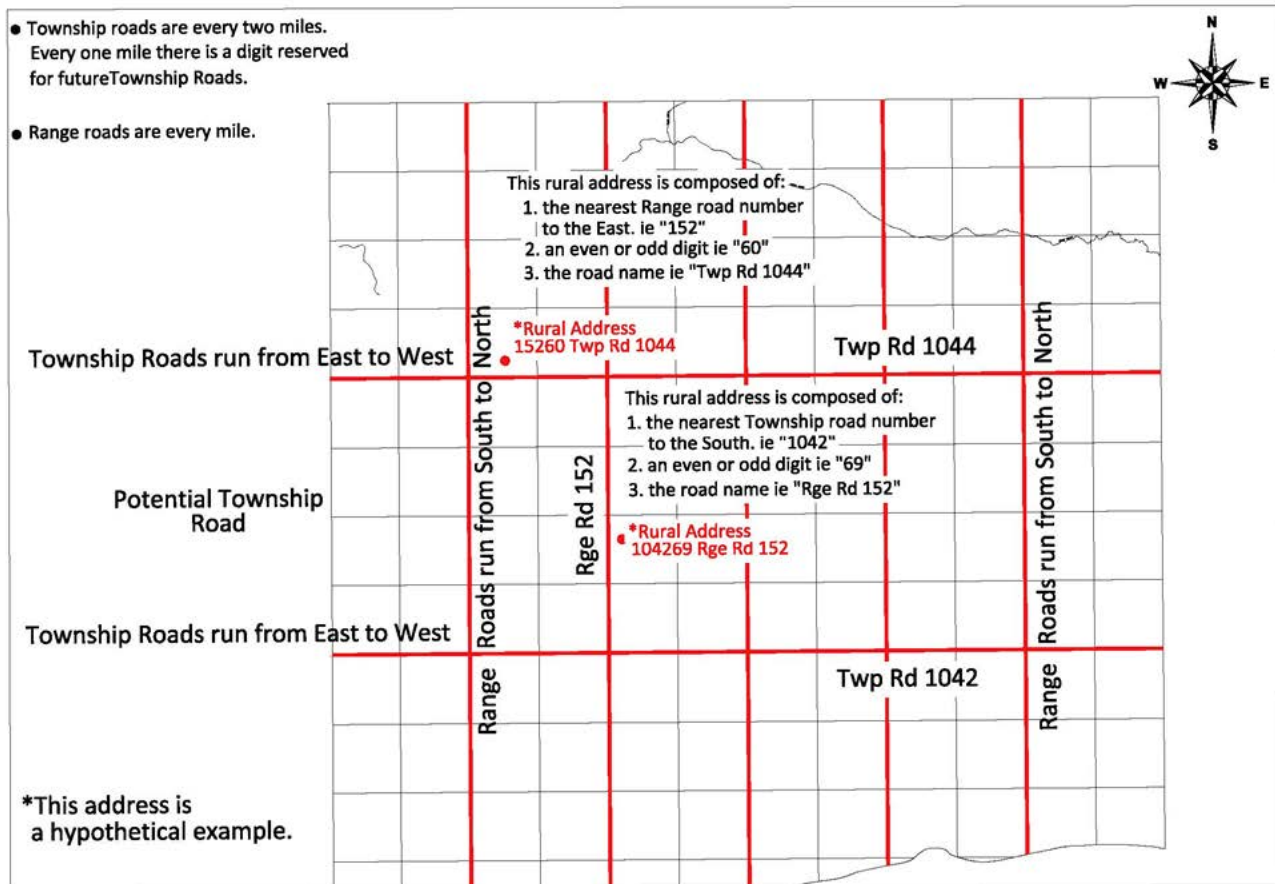
The County hopes that the utilization of rural addressing will minimize confusion, enhance service and convenience, and allow for safe and reliable delivery of emergency and utility services to your place of residence.

In matters of compliance, this bylaw will be enforced through

penalties and violation tickets that are written by the County Enforcement Officer for any discrepancies that are brought to his attention.

Sign Interpretation

The address is made of 3 components. The first 3 or 4 digits represent the nearest Township or Range Road. The final two digits are based on a distance factor from that nearest road to your driveway and is odd or even based on whether you are West (even) or East (odd) of a Range road or South (odd) or North (even) of a Township road. If you are on a Range Road running from South to North the first four digits are the nearest Township road then two digits representing East or West and finally the Range Road name you are on. If your access is off a Township road running East to West then the first 3 digits are the nearest Range road number followed by an even or odd number for North or South and finally the Township road name you are on. Mackenzie County has currently addressed approximately 1,982 properties with new addresses being generated daily to catch up to new development and requests for additional signage.



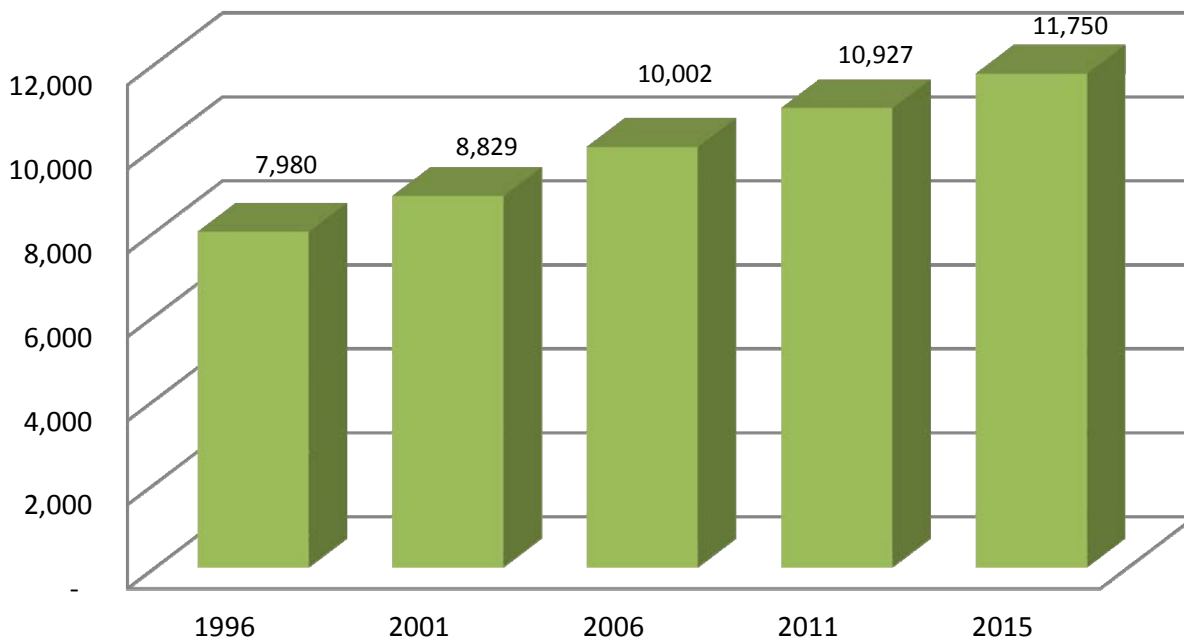
2015 ACTIVITY HIGHLIGHTS

2015 Municipal Census

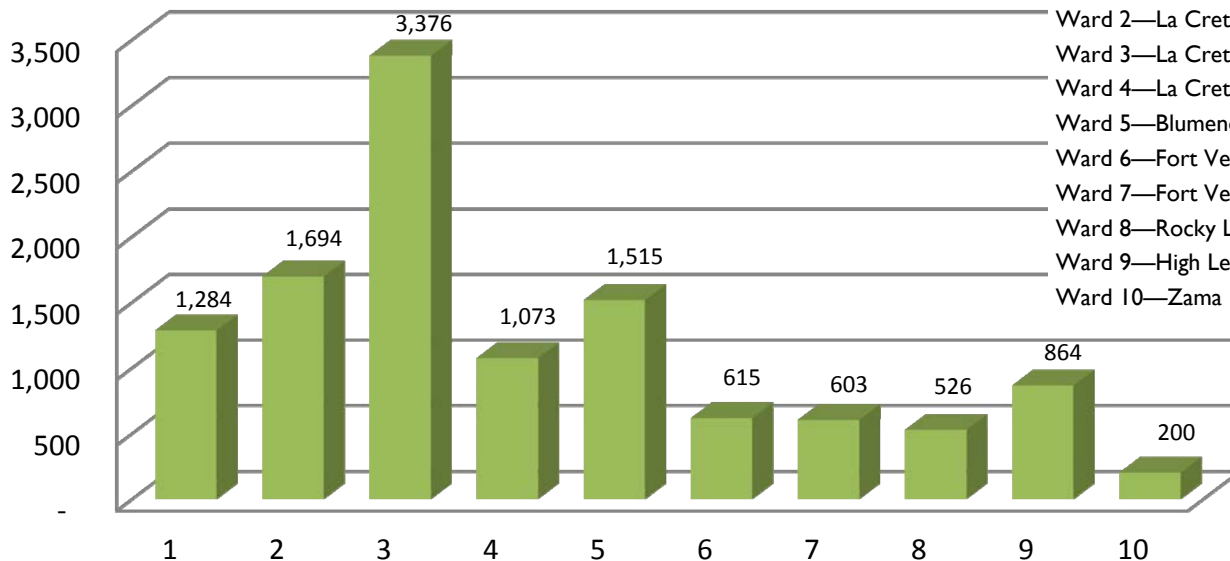
The Regional Economic Development Initiative for Northern Alberta (REDI) was formed to enhance economic growth and promote the region. REDI set out to capture the transient workforce or shadow population for Mackenzie County, Town

of Rainbow Lake and the Town of High Level. As a result the 2015 municipal census was taken in conjunction with this shadow population.

Mackenzie County Population Growth



Population by Ward

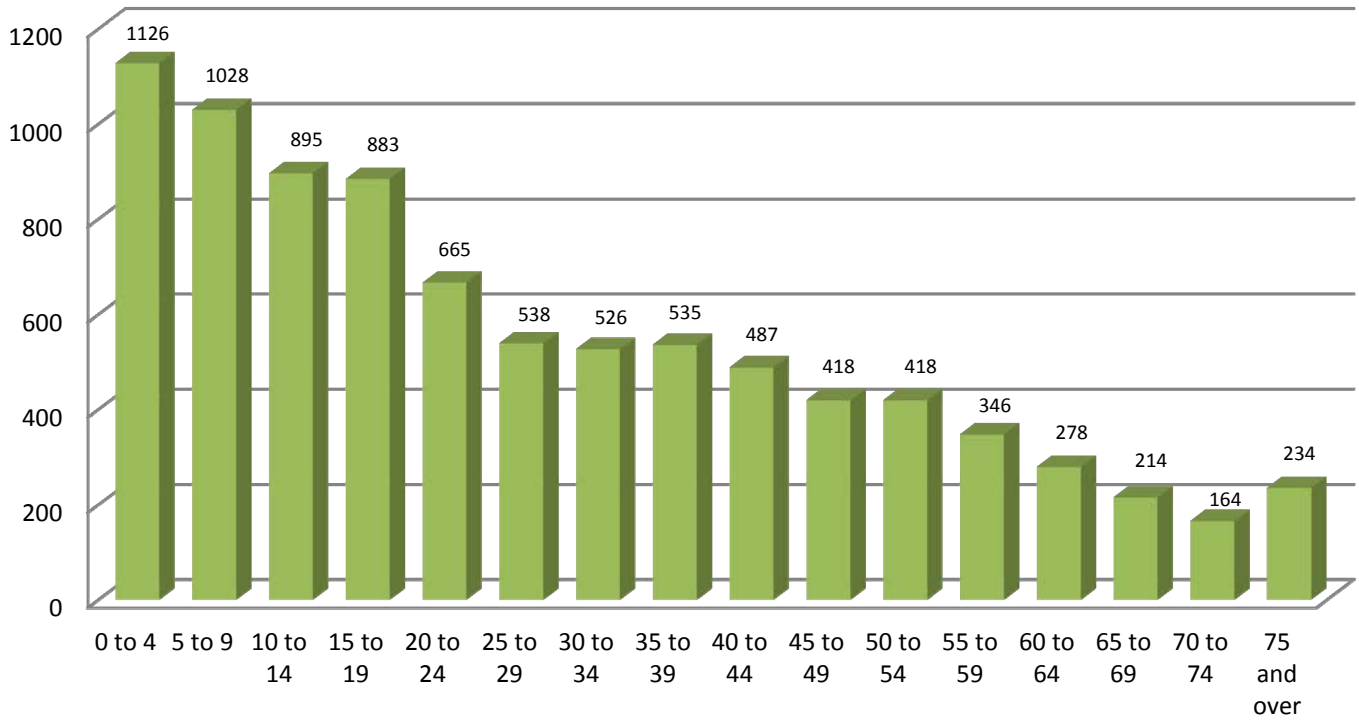


Legend:

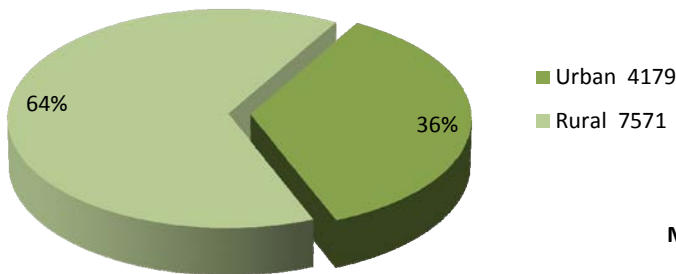
- Ward 1—Blue Hills/Buffalo Head
- Ward 2—La Crete Rural
- Ward 3—La Crete
- Ward 4—La Crete Rural
- Ward 5—Blumenort
- Ward 6—Fort Vermilion Rural
- Ward 7—Fort Vermilion
- Ward 8—Rocky Lane
- Ward 9—High Level Rural
- Ward 10—Zama

2015 ACTIVITY HIGHLIGHTS

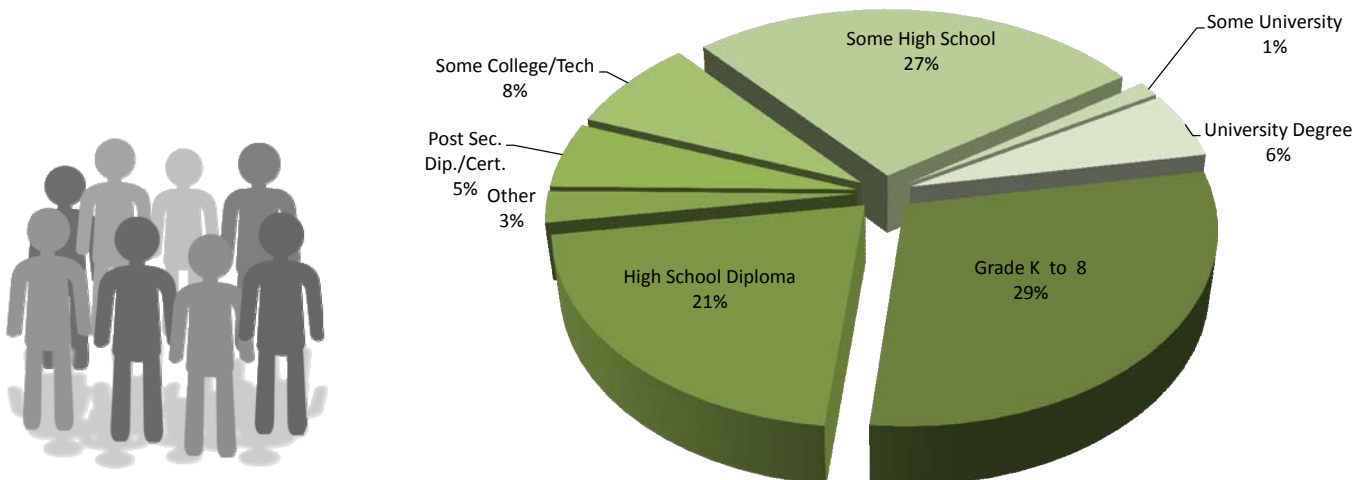
Mackenzie County Age Profile



Urban / Rural Population



Mackenzie County Highest Level Of Education Attainment



2015 ACTIVITY HIGHLIGHTS

Mackenzie County Agricultural Service Board (ASB)

Mackenzie County's Agricultural Service Board (ASB) consists of two municipally appointed Councillors and three municipally appointed members at Large.

ASB's are established under the Alberta Agricultural Service Board Act, and are responsible for administering and enforcing the provincial agricultural related acts; Weed Control Act, Agriculture Pest Act, Soil Conservation Act, Livestock Disease Act, and the Agricultural Service Board Act. This is achieved through our business plan (available on the Mackenzie County website) where goals and strategies are outlined. The business plan is updated on a regular basis, but our main goals remain the same.

- Encourage development of new value-added agricultural farms and agri-businesses.
- Promote sustainable agricultural policies and practices.
- Strong internal policies and programs to support responsible agricultural land development.
- Appropriate land uses within the County.
- Continuing agricultural land expansion.

2015 was a difficult year for agricultural producers, as severe drought lead to devastating crop loss, as well as pasture and hay production. This left farmers with no choice but to reduce herds and import hay from other areas of the Province, and as far away as Manitoba. In August of 2015, Council declared Mackenzie County an "Agricultural Disaster" this provides awareness to the Provincial Agriculture Minister. This awareness is meant to urge the Alberta Government to implement relief funding and assistance to Mackenzie County agricultural producers.

The ASB works closely with Mackenzie Applied Research Association (MARA) to help provide famers with information through various courses such as;

- Summer Field day/Crop tour
- Livestock Health Workshop
- Soils Course
- Organic Transitioning Workshop
- Soil Carbon Workshop

With noxious weeds such as Canada thistle and Scentsless Chamomile being an ongoing problem within Mackenzie County, 2 seasonal Weed Inspectors are employed to inspect both the green and white

zone area. These weed inspectors work directly with landowners to control noxious weeds found on their properties. Weed identification and weed management are two key components to a successful agriculture operation.

Mackenzie County sent a letter to the Provincial government expressing dissatisfaction with the consultation process regarding Bill 6. Mackenzie County also supports participating and attending the Enhanced Protection for Farm and Workers Act – Consultation Working Group meetings.

Contracts were signed in 2015 for the Roadside Mowing Program, and the Roadside Spraying program. The mowing contracts were split between three difference contractors; The Rocky Lane/ Fort Vermilion & the La Crete/Hwy 88 area contacts were awarded to Willie Wolfe; Buffalo Head/ Bluehills/Tompkins area contract was awarded to Basic Investment Corp; High Level/Zama area was awarded to Northwest Mowing Inc. These are all 3 year contracts.

The two year Roadside Spraying contract was awarded to Greenzone Herbicide.

The ASB also hosted a Surface Water Management Open House in December to update landowners on the newly implemented Alberta Wetlands Policy, Water Act Approval Process, and soil erosion impacts. This Open House was well attended, with over 40 people participating.

The ASB continues to seek approval from Alberta Environment and Parks for the Buffalo Head/Steep Hill drainage project, we are optimistic that construction will be able to start in the fall of 2016.

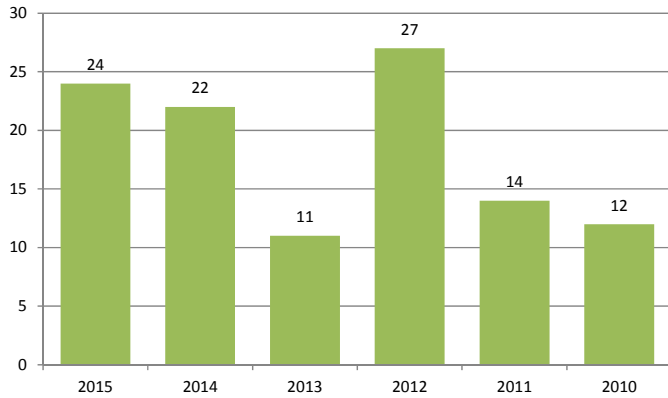


The third annual Agricultural Fair and Tradeshaw was once again a huge success, with an estimated 3000 residents attending. The Agricultural Fair & Tradeshaw is hosted at the MARA grounds. This event draws people from all over Mackenzie County to come out to help celebrate Agriculture. There is something for everybody at the fair, so mark your calendar for August 5 & 6, 2016 because this is an event you won't want to miss.

Josh Knelsen, ASB Chair

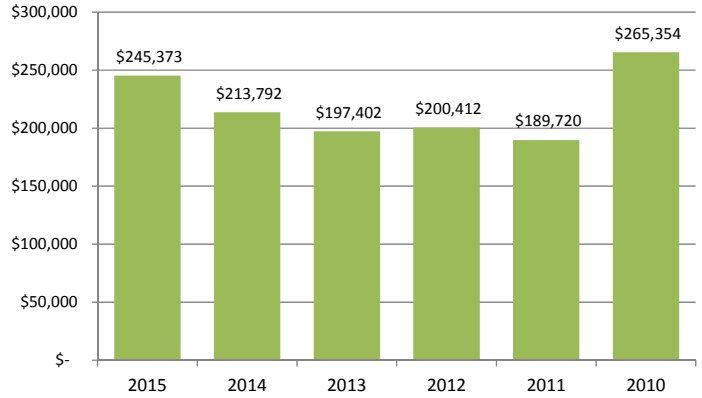
2015 ACTIVITY HIGHLIGHTS

Pump & Pipe Rental



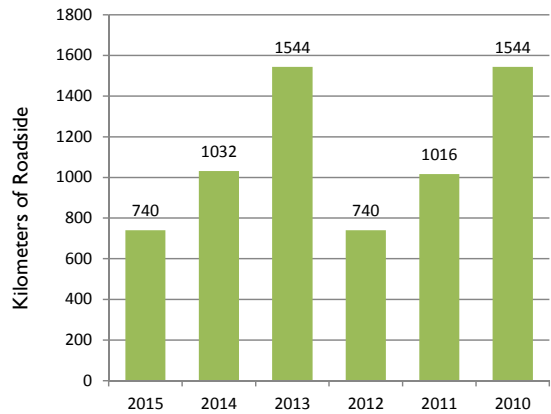
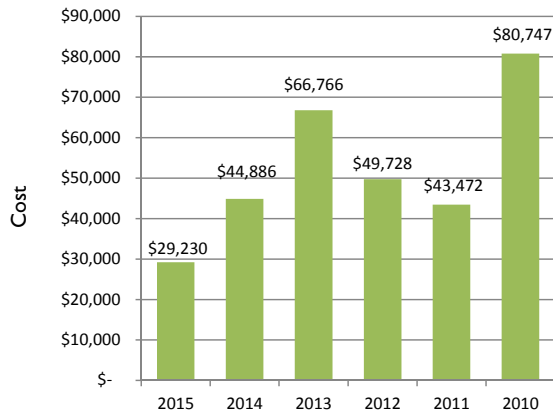
Mackenzie County rents a 6" PTO driven water pump for agricultural use. The pump comes with one-mile of pipe. Two-day rental fee is \$300.

Roadside Grass Mowing

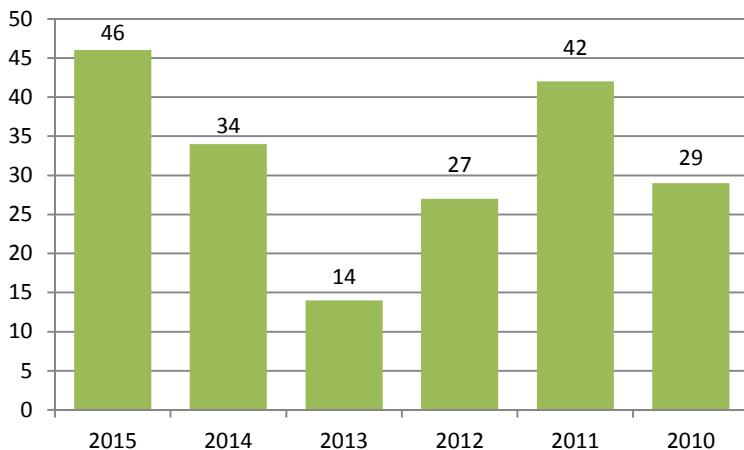


County roads are mowed once each year—one pass cut. Each road receives a full width cut every other year. Approximately 1655 km of County roadside are mowed each year.

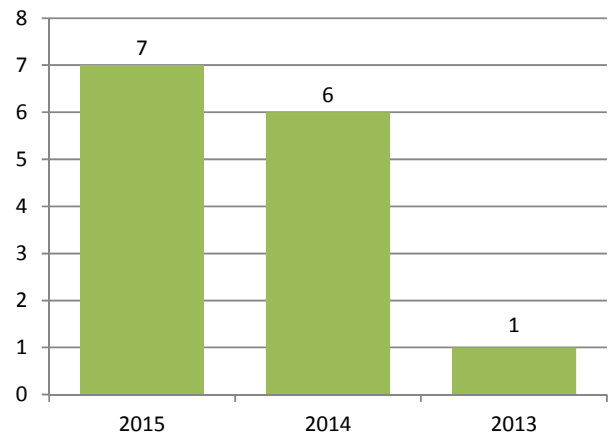
Roadside Spraying



Do Not Spray Requests



Weed Notices Issued



2015 ACTIVITY HIGHLIGHTS

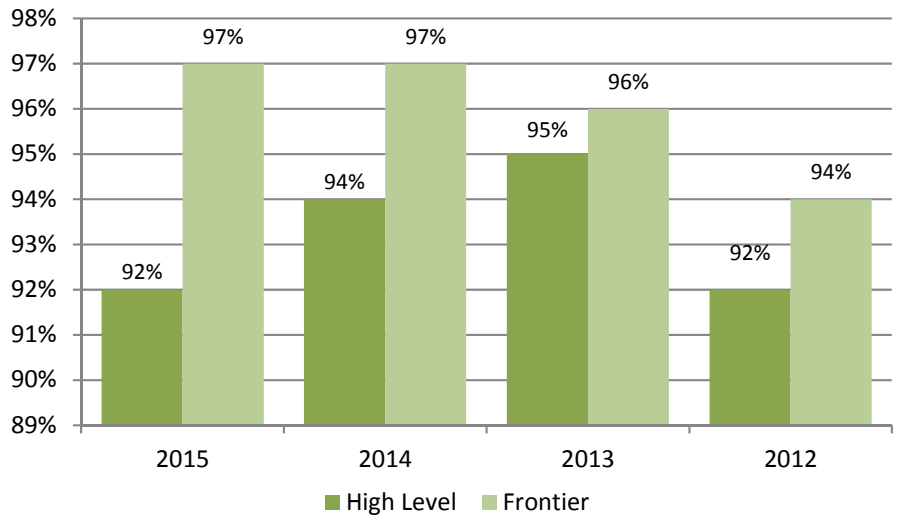
Seed Cleaning Plant Inspections

Licenses are issued to Seed Cleaning Plants under the authority of the Weed Control Act. The purpose of licensing is to protect uses from the spread of weeds due to faulty practices, design or maintenance of seed cleaning plants.

Plants are rated in two categories:

1. The design, maintenance and operation of the plant relating to the prevention of cross contamination of seeds.
2. The quality of the end product or seed produced.

The chart shows the scores of the High Level Seed Cleaning Co-op and the Frontier Seed Cleaning Co-op inspections. Plants must achieve at least 50% to operate.



Beaver Control

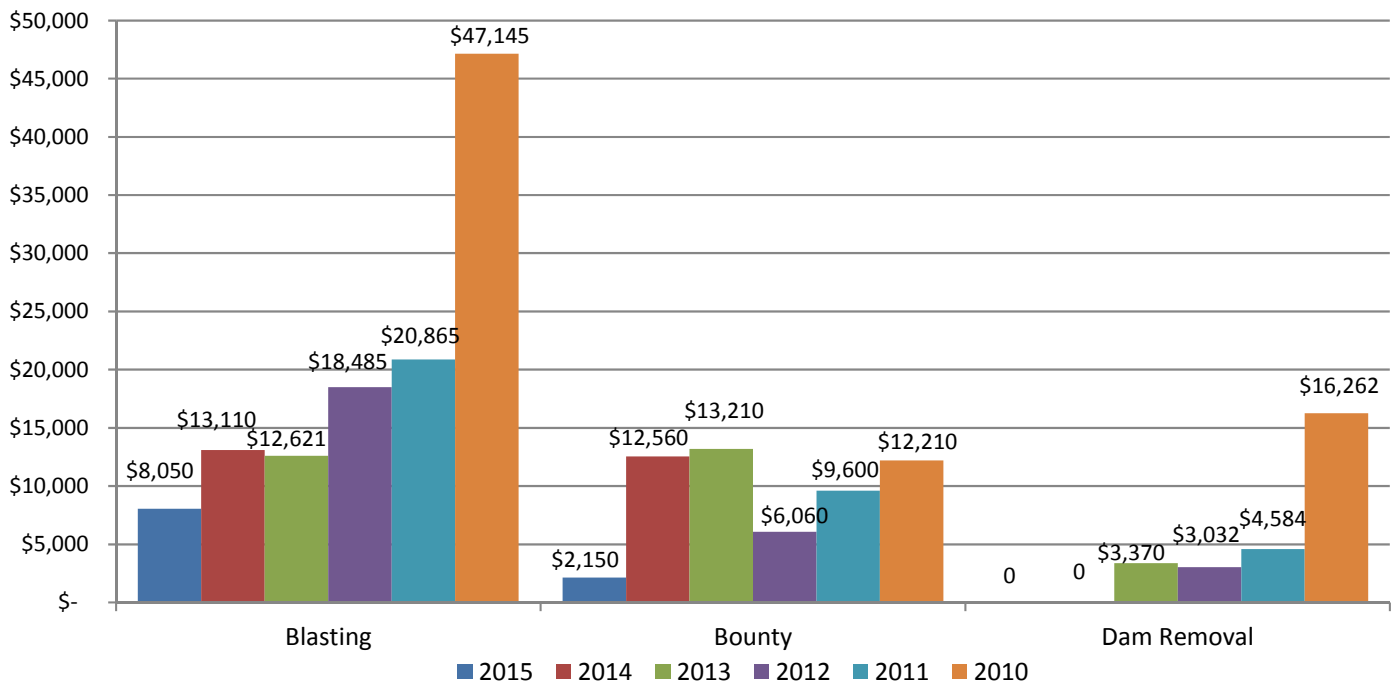
The County has a beaver bounty program to help agricultural producers deal with problem beavers that are flooding their agricultural land.

When a complaint is received from a landowner, the Agricultural Fieldman will inspect the area and decide which method of dam removal is appropriate (backhoe or blasting). Members from one of the two Local Trappers Associations

will remove the beaver from the problem area to help ensure that the problem dam will not be recurring.

The Local Trapper's Association receives a \$50 bounty for each beaver tail collected from problem areas.

In 2015, 11 landowners had problems with beavers flooding properties.



2015 ACTIVITY HIGHLIGHTS

Fire Services

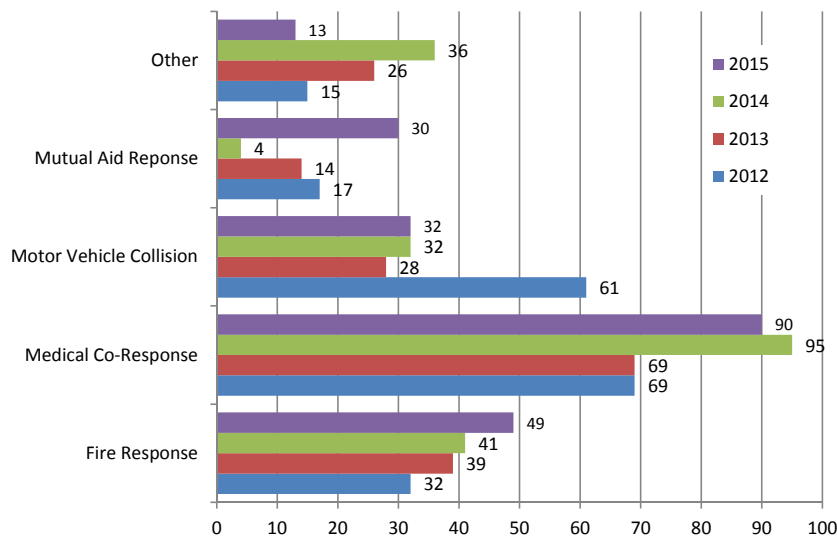
Mackenzie County operates four fire stations located in Tompkins Landing, La Crete, Fort Vermilion, and Zama. High Level rural residents are served by the Town of High Level fire department under a Regional Service Sharing Agreement.

Members on the various fire departments are volunteers and are paid an honorarium by the County. The membership numbers are:

- La Crete/Tompkins—45 active members
- Fort Vermilion—11 active members
- Zama—8 active members

Becoming a firefighter requires a considerable commitment and availability. Some of the expectations and duties of a member are as follows:

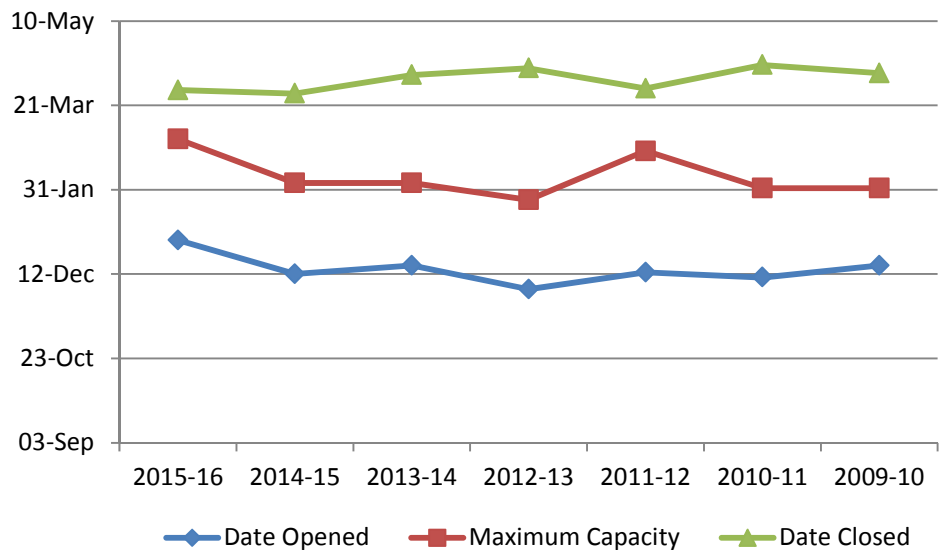
- To attend training nights in order to maintain and build skills
- To obtain appropriate fire/emergency training as per the National Fire Protection Association (NFPA)
- Make an effort to attend as many drill nights and emergency calls as possible
- Respond to emergency calls, not only within the County, but also those in other fire districts as defined in mutual aid agreements
- Be on voluntary call
- Be a team player
- Help maintain an organized and neat station, as well as keep equipment clean



Tompkins Ice-Bridge

Mackenzie County has an agreement with Alberta Transportation for the construction and maintenance of the ice-bridge on the Peace River at the Tompkins Crossing. The County subsequently tenders the contract work locally (typically every three year).

The chart on the right identifies the opening and closing dates since 2009 as well as the date the ice-bridge reached it's maximum capacity of 63.5 tonnes.



	2015-16	2014-15	2013-14	2012-13	2011-12	2010-11	2009-10
Date Opened	01-Jan	12-Dec	17-Dec	03-Dec	13-Dec	10-Dec	17-Dec
Maximum Capacity	01-Mar	04-Feb	04-Feb	25-Jan	23-Feb	01-Feb	01-Feb
Date Closed	30-Mar	28-Mar	08-Apr	12-Apr	31-Mar	14-Apr	09-Apr

2015 ACTIVITY HIGHLIGHTS

Municipal Internship Program

Alberta Municipal Affairs' Municipal Internship Program is an opportunity to gain first-hand, real-life, practical experience and training in the Alberta municipal environment. It is designed to encourage recent post-secondary graduates to consider a career in municipal administration, planning or finance.

Mackenzie County was honored to be selected as one of the host municipalities in the 2015-2016 Municipal Intern (Administrator) program. The County received a \$44,000 grant from Alberta Municipal Affairs and, after conducting multiple interviews, Alexandra Codispodi, a graduate from Western University in London, Ontario was hired. Alexandra has a Bachelor Degree in Political Science. She started her internship on May 19, 2015 and will be leaving the County in



mid-July 2016 to return to university for her Master of Public Administration.

While reporting directly to the Chief Administrative Officer, Alexandra rotated throughout the various departments within the municipality learning the different roles and functions of each. Her job tasks ranged from involvement in the field through construction projects, weed inspection and sewer flushing to helping with bank reconciliations, development permits, minute taking for Council meetings and drafting policies.



Alexandra has brought many new ideas and fresh perspectives on various topics to our municipality. She brought a lot of energy, a will to contribute, and assisted with special projects and research. We will miss Alexandra on our team.

ATB Donates Building for Library



On September 10, 2015 ATB Financial officially turned over the keys to the old ATB building in La Crete to Mackenzie County for the purpose of enhancing library services in the Hamlet and surrounding areas.



Installation of Kilometer Markers

Kilometer markers were installed along Highway 88 from Red Earth to the Highway 58 intersection through a joint initiative between Mackenzie County, the Municipal District of Opportunity, and Northern Sunrise County.





Mackenzie County

www.mackenziecounty.com